





Results Matrix

Outcomes

Outcome:	1 Strengthen dialogue with Mesoamerican countries on regional integration infrastructure through operational solutions and knowledge									
Indicators	Flags*	Unit of Measure	Baseline	Baseline Year	Means of verification		2021	2022	2023	EOP
1.1 Proposal for the unification of platforms developed in the transport sector and their link with other relevant		Digital platform (#)	0.00	2021		P	0.00	0.00	1.00	
						P(a)	0.00	0.00	1.00	
						A				

 CRF Indicator

Outputs: Annual Physical and Financial Progress

1 Data portal for analysis of socio-economic, logistics, infrastructure and supply chain indicators						Physical Progress					Financial Progress				Theme	Fund	Flags	
Outputs	Output Description	Unit of Measure	Baseline	Baseline Year	Means of verification	2021	2022	2023	EOP	2021	2022	2023	EOP					
1.1 Tools designed/strengthened	Consulting for the development of analytical capabilities integrated into the Central American Transportation	Tools (#)	0	2021	Technical report with the description of applications developed	P	1	0	0	1	P	50000	0	0	50000	Institutional Development	RIN	
						P(a)	1	0	0	0	P(a)	50000	0	0	0			
						A					A							
1.2 Tools designed/strengthened	Consulting services to analyze key value chains and their interaction with physical infrastructure and related services	Tools (#)	0	2021	Technical report with the description of applications developed	P	1	0	0	1	P	30000	0	0	30000	Regional Integration	RIN	
						P(a)	1	0	0	0	P(a)	30000	0	0	0			
						A					A							
2 Tool for identifying and updating integration projects						Physical Progress					Financial Progress				Theme	Fund	Flags	
Outputs	Output Description	Unit of Measure	Baseline	Baseline Year	Means of verification	2021	2022	2023	EOP	2021	2022	2023	EOP					
2.1 Tools designed/strengthened	Consulting on migration to Infradinamica and adaptation of the platform to generate a validated portfolio of	Tools (#)	0	2021	Technical report with the description of applications developed	P	0	1	0	1	P	0	30000	0	30000	Regional Integration	RIN	
						P(a)	0	1	0	1	P(a)	0	30000	0	30000			
						A					A							
3 Training and dissemination events						Physical Progress					Financial Progress				Theme	Fund	Flags	
Outputs	Output Description	Unit of Measure	Baseline	Baseline Year	Means of verification	2021	2022	2023	EOP	2021	2022	2023	EOP					
3.1 Workshops organized	Training and events associated with the regional integration agenda	Workshops (#)	0	2021	Memory-aid for the workshops held	P	0	0	1	1	P	0	0	25000	25000	Regional Integration	RIN	
						P(a)	0	0	1	1	P(a)	0	0	25000	25000			
						A					A							

Other Cost

Total Cost

	2021	2022	2023	Total Cost
P	\$80,000.00	\$30,000.00	\$25,000.00	\$135,000.00
P(a)	\$80,000.00	\$30,000.00	\$25,000.00	\$55,000.00
A				

 CRF Indicator

 Standard Output Indicator