






## Results Matrix

### Outcomes

<b>Outcome:</b> 1 The Latin American network of Innovation Agencies (ReLAi) is established as a platform for the innovation agencies to knowledge and experience, collaborate on collective initiatives to address common challenges, and to foster innovation and entrepreneurship as a region.						
Indicators	Flags*	Unit of Measure	Baseline	Baseline Year	Means of verification	EOP
1.1 Number of Latin American network of Innovation Agencies (ReLAi) established		Network	0.00	2018	Commitment act signed by the participating agencies at the kickoff workshop	P 1.00 P(a) A
<b>Outcome:</b> 2 The Latin American network of Innovation Agencies (ReLAi) will contribute to enhance the institutional capacity of policy g, implementation, and evaluation of innovation policies and programs to support innovation and entrepreneurship.						
Indicators	Flags*	Unit of Measure	Baseline	Baseline Year	Means of verification	EOP
2.1 Number of innovation policies designed at a national level		Policies	0.00	2018	Policy reports presented to the Steering Committee	P 6.00 P(a) A

CRF Indicator

### Outputs: Annual Physical and Financial Progress

1 Creation of the Latin American Network of Innovation Agencies (ReLAi): Organizational Design and emblematic Initiatives						Physical Progress				Financial Progress				Theme Fund Flags			
Outputs	Output Description	Unit of Measure	Baseline	Baseline Year	Means of verification	2018	2019	2020	EOP	2018	2019	2020	EOP	Regional Integration	RIN		
1.1 Institutional arrangements aimed at regional coordination	Latin American Network of Innovation Agencies (ReLAi) designed and its roles defined	Arrangements (#)	0	2018	Institutional arrangements and coordination mechanisms designed	P	1		1	P	10000	20000	30000				
						P(a)			0	P(a)			0				
						A				A							
1.2 Participatory mechanisms for public investment decisions and/or service production or delivery developed	Methodology developed and implemented for identifying common innovation challenges in Latin America	Participatory Mechanisms (#)	0	2018	Methodologies for identifying common innovation challenges developed and implemented	P	1		1	P		100000	80000	180000			
						P(a)			0	P(a)			0				
						A				A							
2 Systematization and Exchange of datas and knowledge: Latin American innovation platform and good practices of the ReLAi						Physical Progress				Financial Progress				Theme Fund Flags			
Outputs	Output Description	Unit of Measure	Baseline	Baseline Year	Means of verification	2018	2019	2020	EOP	2018	2019	2020	EOP	Regional Integration	RIN		
2.1 Virtual platforms designed	Latin American Innovation Platform designed and established	Platforms (#)	0	2018	Latin American Innovation platform designed and implemented	P	1		1	P		140000	70000	210000			
						P(a)			0	P(a)			0				
						A				A							
3 Collective Learning: Capacity building for enhanced operational processes, instruments, monitoring and evaluation						Physical Progress				Financial Progress				Theme Fund Flags			
Outputs	Output Description	Unit of Measure	Baseline	Baseline Year	Means of verification	2018	2019	2020	EOP	2018	2019	2020	EOP	Institutional Development	RIN		
3.1 Workshops organized	Capacity building programs for impact evaluation, productive development policies conducted	Workshops (#)	0	2018	Capacity building programs and workshops organized and delivered	P	1	2	1	4	P	10000	10000	10000	30000		
						P(a)				0	P(a)				0		
						A				A							
3.2 Institutions trained	Latin American Innovation Agencies participated in the capacity building programs	Institutions (#)	0	2018	Latin American innovation agencies participated in training	P		3	3	6	P	10000	10000	10000	30000		
						P(a)				0	P(a)				0		
						A				A							

### Other Cost

Coordination and Supervision

Monitoring and Evaluation

### Total Cost

CRF Indicator

Standard Output Indicator

	2018	2019	2020	Cost
P	\$30,000.00	\$35,000.00	\$30,000.00	\$95,000.00
P(a)				\$0.00
A				
P		\$10,000.00	\$15,000.00	\$25,000.00
P(a)				\$0.00
A				

	2018	2019	2020	Total Cost
P	\$60,000.00	\$325,000.00	\$215,000.00	\$600,000.00
P(a)				
A				