











Results Matrix

Outcomes

Outcome:	1 Institutional capacity and technical skills in the field of urban mobility of the Ministry of Public Works and Transport (MOPT) in El Salvador strengthened.										
Indicators	Flags*	Unit of Measure	Baseline	Baseline Year	Means of verification		2020	2021	2022	2023	EOP
1.1 Capacity of the MOPT in transit management strengthened through an institutional strategy for the management		Strategy Document (#)	0.00	2020	Report submitted to Executing Agency	P	0.00	0.00	1.00	0.00	1.00
						P(a)	0.00	0.00	0.00	0.00	0.00
						A					
1.2 Capacity of MOPT staff strengthened in urban mobility related topics (Planning, Regulation, Operation of mass transit;		Person (#)	0.00	2020	Attendance list at courses and workshops	P	0.00	30.00	30.00	30.00	90.00
						P(a)	0.00	0.00	0.00	0.00	0.00
						A					

 CRF Indicator

Outputs: Annual Physical and Financial Progress

1 Support to the formulation of a sustainable, accessible and inclusive transport system for the Metropolitan Area of San Salvador						Physical Progress						Financial Progress						Theme	Fund	Flags
Outputs	Output Description	Unit of Measure	Baseline	Baseline Year	Means of verification	2020		2021	2022	2023	EOP	2020		2021	2022	2023	EOP			
1.1 Institutional development plan designed	Formulation of institutional design and scheme for a mass transit system	Plans (#)	0	2019	Annual Report for the TC	P	0	1	1	0	2	P	0	115000	115000	0	230000	Sustainable Infrastructure	JSF	
						P(a)	0	1	1	0	2	P(a)	0	115000	115000	0	230000			
						A						A								
1.2 Architectural/structural design completed	Technical design for interventions for non-motorized modes	Designs (#)	0	2019	Annual Report for the TC	P	0	0	0	1	1	P	0	0	0	50000	50000	Sustainable Cities	JSF	
						P(a)	0	0	0	1	1	P(a)	0	0	0	50000	50000			
						A						A								
1.3 Implementation and Management Plan developed	Study supporting to the design and implementation plan of a Sustainable Urban Mobility Plan (SUMP)	Plans (#)	0	2019	Annual Report for the TC	P	0	1	0	0	1	P	0	30000	0	0	30000	Sustainable Cities	TBD	
						P(a)	0	1	0	0	1	P(a)	0	30000	0	0	30000			
						A						A								
1.4 Strategies designed	Studies of regulatory and juridical aspects for a mass transit system completed	Strategies (#)	0	2020	Final consultant report	P	0	1	0	0	1	P	0	130000	0	0	130000	Sustainable Infrastructure	JSF	
						P(a)	0	1	0	0	1	P(a)	0	130000	0	0	130000			
						A						A								
1.5 Methodologies designed/strengthened	Support to the technical, financial and legal studies for the Metro Line 1	Methodologies (#)	0	2019	Annual Report for the TC	P	0	1	2	0	3	P	0	40000	60000	0	100000	Sustainable Infrastructure	JSF	
						P(a)	0	1	2	0	3	P(a)	0	40000	60000	0	100000			
						A						A								
2 Fare collection system, fare integration and user information system						Physical Progress						Financial Progress						Theme	Fund	Flags
Outputs	Output Description	Unit of Measure	Baseline	Baseline Year	Means of verification	2020		2021	2022	2023	EOP	2020		2021	2022	2023	EOP			
2.1 Policies designed	Design of fare integration policy	Policies (#)	0	2019	Annual Report for the TC	P	0	1	0	0	1	P	0	60000	0	0	60000	Sustainable Infrastructure	JSF	
						P(a)	0	1	0	0	1	P(a)	0	60000	0	0	60000			
						A						A								
2.2 Implementation and Management Plan developed	Design of user information scheme in public transport	Plans (#)	0	2019	Annual Report for the TC	P	0	0	1	0	1	P	0	0	30000	0	30000	Sustainable Infrastructure	JSF	
						P(a)	0	0	1	0	1	P(a)	0	0	30000	0	30000			
						A						A								
2.3 Strategies designed	Technical, legal and financial studies for fare collection system	Strategies (#)	0	2019	Annual Report for the TC	P	0	2	0	0	2	P	0	70000	0	0	70000	Sustainable Infrastructure	JSF	
						P(a)	0	2	0	0	2	P(a)	0	70000	0	0	70000			
						A						A								
3 Knowledge, strengthening of technical capacities and dissemination of results						Physical Progress						Financial Progress						Theme	Fund	Flags
Outputs	Output Description	Unit of Measure	Baseline	Baseline Year	Means of verification	2020		2021	2022	2023	EOP	2020		2021	2022	2023	EOP			
3.1 Training workshops delivered	Training of the MOPT/VMT staff on key urban mobility aspects	Workshops (#)	0	2019	Annual Report for the TC	P	0	1	1	1	3	P	0	14000	14000	14000	42000	Sustainable Infrastructure	JSF	
						P(a)	0	1	1	1	3	P(a)	0	14000	14000	14000	42000			
						A						A								
3.2 Technical notes created	Knowledge products elaborated	Notes (#)	0	2019	Final report of this TC	P	0	0	1	1	2	P	0	0	4000	4000	8000	Sustainable Infrastructure	JSF	
						P(a)	0	0	1	1	2	P(a)	0	0	4000	4000	8000			
						A						A								

Other Cost

Total Cost

	2020	2021	2022	2023	Total Cost
P		\$459,000.00	\$223,000.00	\$68,000.00	\$750,000.00
P(a)		\$459,000.00	\$223,000.00	\$68,000.00	\$750,000.00
A					