




Results Matrix

Outcomes

Outcome:	1 Quality of early childhood care and education contributes to more children being ready to start school in Trinidad						
Indicators	Flags*	Unit of Measure	Baseline	Baseline Year	Means of verification	EOP	
1.1 Child development outcomes		% increase in Child development outcome	0.00	2019	Report on new instrument and pilot test by the consultant	P	1.00
						P(a)	1.00
						A	

 CRF Indicator

Outputs: Annual Physical and Financial Progress

1 Component 1: Ensuring Quality of ECCE services						Physical Progress			Financial Progress							
Outputs	Output Description	Unit of Measure	Baseline	Baseline Year	Means of verification	2020	2021	EOP	2020	2021	EOP	Theme	Fund	Flags		
1.1 Tools designed/strengthened	Instrument for Classroom observations designed	Tools (#)	0	2019	Instrument for Classroom observations at ECCE level	P	1	0	1	P	42000	0	42000	Education	SOC	
						P(a)	1	0	1	P(a)	42000		42000			
						A				A						
1.2 Tools designed/strengthened	Early Development Instrument measuring children's ability to meet age appropriate developmental expectations	Tools (#)	0	2019	Instrument for Early Development Measuring children's ability to meet age appropriate development expectations	P	1	0	1	P	43000	0	43000	Education	SOC	
						P(a)	1	0	1	P(a)	43000		43000			
						A				A						
2 Component 2: Alignment of ECCE and primary education						Physical Progress			Financial Progress							
Outputs	Output Description	Unit of Measure	Baseline	Baseline Year	Means of verification	2020	2021	EOP	2020	2021	EOP	Theme	Fund	Flags		
2.1 Training products developed	Redesigned teacher training program for ECCE and primary education teachers	Products (#)	0	2019	Curricula for teacher training programs for ECCE and primary education revised	P	0	1	1	P	50000	60000	110000	Education	SOC	
						P(a)	0	1	1	P(a)	50000	60000	110000			
						A				A						

Other Cost
contingency

	2020	2021	Cost
P	\$0.00	\$5,000.00	\$5,000.00
P(a)	\$0.00	\$5,000.00	\$5,000.00
A			

Total Cost

	2020	2021	Total Cost
P	\$135,000.00	\$65,000.00	\$200,000.00
P(a)	\$135,000.00	\$65,000.00	\$200,000.00
A			

 CRF Indicator  Standard Output Indicator