








Results Matrix

Outcomes												
Outcome:	1 To strengthen public capabilities to improve vulnerable population access to early childhood, education and job training services											
Indicators	Flags*	Unit of Measure	Baseline	Baseline Year	Means of verification		2019	2020	2021	2022	EOP	
1.1 Report of the Labor Supply Anticipation System implementation, developed		Report	0.00	2019	Report of the implementation of the labor supply anticipation system	P	0.00	0.00	0.00	1.00	1.00	
						P(a)	0.00	0.00	0.00	1.00	1.00	
						A						
1.2 Report of the implementation and monitoring of the program to reduce grad-students' dropout, developed		Report	0.00	2019	Report of the implementation and monitoring of the program to reduce grad-students	P	0.00	0.00	0.00	1.00	1.00	
						P(a)	0.00	0.00	0.00	1.00	1.00	
						A						
1.3 Report of the coordination and supervision of EPI remodeling activities, developed		Report	0.00	2019	Report of the coordination and supervision of EPI remodeling activities	P	0.00	0.00	0.00	1.00	1.00	
						P(a)	0.00	0.00	0.00	1.00	1.00	
						A						
Outcome:	2 To strengthen CNCPS social programs and policies information management											
Indicators	Flags*	Unit of Measure	Baseline	Baseline Year	Means of verification		2019	2020	2021	2022	EOP	
2.1 Reports of the different innovation processes implemented by the CNCPS to strengthen its information management		Report	0.00	2019	Report of the innovation processes implemented by the CNCPS to strengthen its information management	P	0.00	1.00	1.00	2.00	4.00	
						P(a)	0.00	1.00	1.00	2.00	4.00	
						A						

 CRF Indicator

Outputs: Annual Physical and Financial Progress

1 Component 1. Support for policy actions to promote access of vulnerable population to early childhood spaces, to education and job training						Physical Progress						Financial Progress						Theme	Fund	Flags
Outputs	Output Description	Unit of Measure	Baseline	Baseline Year	Means of verification		2019	2020	2021	2022	EOP		2019	2020	2021	2022	EOP			
1.1 Tools designed/strengthened	Labor Supply Anticipation System architecture proposal, developed	Tools (#)	0	2019	Report of the Proposal for the Labor Supply Anticipation Systems architecture	P	0	0	1	0	1	P	0	8000	12000	0	20000	Labor Markets	SOC	
						P(a)	0	0	1	0	1	P(a)	0	8000	12000	0	20000			
						A						A								
1.2 Monitoring and evaluation systems designed	Monitoring system for the Program to reduce grad-students dropout, designed	M&E systems (#)	0	2019	Final Report of the design of the monitoring and evaluation system of the program to increase undergrad students retention	P	0	0	1	0	1	P	0	15000	10000	0	25000	Education	SOC	
						P(a)	0	0	1	0	1	P(a)	0	15000	10000	0	25000			
						A						A								
1.3 Supervision reports completed	supervision of the EPI renovation activities completed	Reports (#)	0	2019	Final report of the Early childhood centers supervision activities	P	0	1	0	0	1	P	0	20000	15000	0	35000	Social Development	SOC	
						P(a)	0	1	0	0	1	P(a)	0	20000	15000	0	35000			
						A						A								
2 Component 2. Support for policy actions to improve information management of social policies and programs						Physical Progress						Financial Progress						Theme	Fund	Flags
Outputs	Output Description	Unit of Measure	Baseline	Baseline Year	Means of verification		2019	2020	2021	2022	EOP		2019	2020	2021	2022	EOP			
2.1 Institutional development plan designed	Institutional development plan for the CNCPS	Plans (#)	0	2019	Report of the recommendations to strengthen the CNCPS	P	0	0	1	0	1	P	0	15000	30000	0	45000	Institutional Development	SOC	
						P(a)	0	0	1	0	1	P(a)	0	15000	30000	0	45000			
						A						A								
2.2 Algorithm for linking households in SINTYS Databases' developed		Methodologies (#)				P	0	1	0	0	1	P						Institutional Development	SOC	
						P(a)	0	1	0	0	1	P(a)								
						A						A								
2.3 Strategies designed	CNCPS Social Communication Strategy Designed	Strategies (#)	0	2019	Final Report of the design of the CNCPS social communication strategy	P	0	0	1	0	1	P	0	8000	12000	0	20000	Institutional Development	SOC	
						P(a)	0	0	1	0	1	P(a)	0	8000	12000	0	20000			
						A						A								
2.4 Impact evaluations designed	Evaluations designed	Evaluations (#)	0	2019	Nota conceptual sobre diseño de una evaluación de impacto de programas sociales	P	0	0	0	1	1	P	0	8000	12000	0	20000	Institutional Development	SOC	
						P(a)	0	0	0	1	1	P(a)	0	8000	12000	0	20000			
						A						A								
2.5 Strategies designed	strategies to improve the efficiency of public transportation subsidies distribution	Strategies (#)	0	2019	Report on the different proposals to improve the efficiency of the transportation system	P	0	0	1	0	1	P	0	5000	10000	0	15000	Institutional Development	SOC	
						P(a)	0	0	1	0	1	P(a)	0	5000	10000	0	15000			
						A						A								

Other Cost
------------

Total Cost

	2019	2020	2021	2022	Total Cost
P		\$79,000.00	\$101,000.00		\$180,000.00
P(a)		\$79,000.00	\$101,000.00		\$180,000.00
A					

 CRF Indicator  Standard Output Indicator