







Results Matrix

Outcomes

Outcome:	1 Strengthen the institutional and policy framework for housing and sustainable urban development									
Indicators	Flags*	Unit of Measure	Baseline	Baseline Year	Means of verification		2021	2022	2023	EOP
1.1 Improved policies, programs and and/or regulations approved and under implementation		# Instruments	0.00	2021	Official report submitted by the Ministry of Housing, Habitat and Buildings	P	0.00	0.00	2.00	2.00
						P(a)	0.00	0.00	2.00	2.00
						A	0.00			0.00

 CRF Indicator

Outputs: Annual Physical and Financial Progress

1 Update of the diagnosis of the housing sector						Physical Progress					Financial Progress					Theme	Fund	Flags
Outputs	Output Description	Unit of Measure	Baseline	Baseline Year	Means of verification	2021	2022	2023	EOP	2021	2022	2023	EOP					
1.1 Diagnostics and assessments completed	Analysis of the housing market	Diagnostics (#)	0	2021	Diagnosis conducted and delivered	P	0	1	0	1	P	0	80000	0	80000	Sustainable Cities	SUS	
						P(a)	0	1	0	1	P(a)	0	80000	0	80000			
						A	0			0	A	0			0			
2 Formulation of policies and programs for housing and sustainable urban development						Physical Progress					Financial Progress					Theme	Fund	Flags
Outputs	Output Description	Unit of Measure	Baseline	Baseline Year	Means of verification	2021	2022	2023	EOP	2021	2022	2023	EOP					
2.1 Project proposal developed	Proposals for housing and urban development policies and/or programs	Proposals (#)	0	2021	Technical proposals delivered	P	0	0	1	1	P		62500	12500	75000	Sustainable Cities	SUS	
						P(a)	0	0	1	1	P(a)		62500	12500	75000			
						A	0			0	A							
2.2 Workshops organized	Workshop to disseminate products and share lessons learned	Workshops (#)	0	2021	Workshops Delivered	P	0	0	1	1	P		12500	12500	25000	Sustainable Cities	SUS	
						P(a)	0	0	1	1	P(a)		12500	12500	25000			
						A					A							
2.3 Project proposal developed	Strategic housing development plan	Proposals (#)	0	2021	Technical Proposal delivered	P	0	0	1	1	P		60000		60000	Sustainable Cities	SUS	
						P(a)	0	0	1	1	P(a)		60000		60000			
						A	0			0	A							
3 Institutional strengthening						Physical Progress					Financial Progress					Theme	Fund	Flags
Outputs	Output Description	Unit of Measure	Baseline	Baseline Year	Means of verification	2021	2022	2023	EOP	2021	2022	2023	EOP					
3.1 Regulatory frameworks designed	Plans, regulations and/or processes for institutional strengthening	Frameworks (#)	0	2021	Framework document delivered	P	0	2	0	2	P	20000	40000	0	60000	Institutional Development	SUS	
						P(a)	0	2	0	2	P(a)	20000	40000	0	40000			
						A	0			0	A	0			0			

Other Cost

Total Cost

	2021	2022	2023	Total Cost
P	\$20,000.00	\$255,000.00	\$25,000.00	\$300,000.00
P(a)	\$20,000.00	\$255,000.00	\$25,000.00	\$280,000.00
A				