



Operation Number: **RG-T3016**  
 TCM Cycle: **TCM Period 2017**  
 Last Update: **8/17/2017**

Inter-American Development Bank - IDB





## Result Matrix

### Outcomes

**Outcome:** [1 Basis to establish mechanisms for Private Sector Engagement for Productivity enhanced](#)

RF - Contribution

### Outputs: Annual Physical and Financial Progress

1 Roadmap and Action Plan Development and Feasibility and Validation Workshops for the Dominican Republic						Physical Progress				Financial Progress				Theme	Flags		
Outputs	Fund Indicator	Unit of Measure	Baseline	Baseline Year	Means of Verification	2017	2018	2019	EOP	2017	2018	2019	EOP				
1.1 Diagnostics and assessments completed	Other(SOC) Assessment of the current state of labor market and skills development systems	Diagnostics (#)	0	2017	Assessment approved by the IDB	P	0	1	0	1	P	0	15000	0	15000	Social Development	
						P(a)	0	1	0	1	P(a)	0	15000	0	15000		
						A					A						
1.2 Action plans designed	Other(SOC) Roadmap and Action Plan for skills development	Action Plans (#)	0	2017	Roadmaps and Action Plans validated by selected industry	P	0	0	1	1	P	0	20000	25000	45000	Social Development	
						P(a)	0	0	1	1	P(a)	0	20000	25000	45000		
						A					A						
1.3 Workshops organized	Other(SOC) Roadmap and Action Plan Feasibility and Validation Workshops	Workshops (#)				P	0	0	1	1	P	0	5000	5000	10000	Social Development	
						P(a)	0	0	1	1	P(a)	0	5000	5000	10000		
						A					A						
2 Public-Private Partnerships for Skills Development for the Roadmap and Action Plan Implementation in The Bahamas						Physical Progress				Financial Progress				Theme	Flags		
Outputs	Fund Indicator	Unit of Measure	Baseline	Baseline Year	Means of Verification	2017	2018	2019	EOP	2017	2018	2019	EOP				
2.1 PPP (Public-Private Partnership) project identification completed	Other(SOC) Design and support PPP for Skills Development	Studies (#)				P	0	1	1	2	P	0	90000	36000	126000	Regional Integration	
						P(a)	0	1	1	2	P(a)	0	90000	36000	126000		
						A					A						

Other Cost
Monitoring and Incidentals

	2017	2018	2019	Cost
P	\$0.00	\$3,000.00	\$1,000.00	\$4,000.00
P(a)	\$0.00	\$3,000.00	\$1,000.00	\$4,000.00
A				

Total Cost

	2017	2018	2019	Total Cost
P		\$133,000.00	\$67,000.00	\$200,000.00
P(a)		\$133,000.00	\$67,000.00	\$200,000.00
A				

CRF Indicator

Standard Output Indicator

Please note that the Overall Stage represents the stage of the operation at the time of this report's publication, which might not necessarily match the stage of the operation during the PMR Cycle to which the report pertains.

