






Results Matrix

Outcomes

Outcome:	1 Belize is better prepared to manage the threats of climate change								
Indicators	Flags*	Unit of Measure	Baseline	Baseline Year	Means of verification		2022	2023	EOP
1.1 Number of times governments used knowledge produced for policy design/implementation		number of times	0.00	2021	Citations of the document in government documents	P	0.00	2.00	2.00
						P(a)	0.00	2.00	2.00
						A			

 CRF Indicator

Outputs: Annual Physical and Financial Progress

1 Component I: Assessment of Water Resources in Critical Areas						Physical Progress				Financial Progress							
Outputs	Output Description	Unit of Measure	Baseline	Baseline Year	Means of verification		2022	2023	EOP		2022	2023	EOP	Theme	Fund	Flags	
1.1 Diagnostics and assessments completed	Development of platform for groundwater monitoring	Diagnostics (#)	0	2021	Diagnosis of Groundwater resources documents approved	P	0	2	2	P	0	100000	100000	Water and Sanitation	INF		
						P(a)	0	2	2	P(a)	0	100000	100000				
						A				A							
2 Component II: Design of an Action Plan to implement the National Integrated Water Resources Management Act						Physical Progress				Financial Progress							
Outputs	Output Description	Unit of Measure	Baseline	Baseline Year	Means of verification		2022	2023	EOP		2022	2023	EOP	Theme	Fund	Flags	
2.1 Action plans designed	Design of a detailed action plan to help implement the National Integrated Water Resources Management Act	Action Plans (#)	0	2021	Action Plan approved document	P	0	1	1	P	5000	15000	20000	Water and Sanitation	INF		
						P(a)	0	1	1	P(a)	5000	15000	20000				
						A				A							
2.2 Workshops organized	Policy workshop to inform and obtain inputs from policy makers and advisers in relevant GOB ministries and	Workshops (#)	0	2021	Invitations/call, Summary of Topics discussed, List of participants	P	0	1	1	P	0	20000	20000	Water and Sanitation	INF		
						P(a)	0	1	1	P(a)	0	20000	20000				
						A				A							
3 Component III: Capacity Strengthening for Integrated Water Management						Physical Progress				Financial Progress							
Outputs	Output Description	Unit of Measure	Baseline	Baseline Year	Means of verification		2022	2023	EOP		2022	2023	EOP	Theme	Fund	Flags	
3.1 Workshops organized	Training activities to increase the capacities of the NHS in operational Hydrology, Hydrometeorology and Weather Forecasting	Workshops (#)	0	2021	Invitations/call, Summary of Topics discussed, List of participants	P	1	3	4	P	15000	55000	70000	Water and Sanitation	INF		
						P(a)	1	3	4	P(a)	15000	55000	70000				
						A				A							
3.2 Tools designed/strengthened	Automation of Hydrometric stations to enable real-time transmission data to improve early warnings	Tools (#)	0	2021	Hydrometric Equipment purchased, IDB Approved Invoices	P	0	4	4	P	0	30000	30000	Water and Sanitation	INF		
						P(a)	0	4	4	P(a)	0	30000	30000				
						A				A							

Other Cost
Audit

	2022	2023	Cost
P	\$0.00	\$10,000.00	\$10,000.00
P(a)	\$0.00	\$10,000.00	\$10,000.00
A			

Total Cost

	2022	2023	Total Cost
P	\$20,000.00	\$230,000.00	\$250,000.00
P(a)	\$20,000.00	\$230,000.00	\$250,000.00
A			

 CRF Indicator

 Standard Output Indicator