




Results Matrix

Outcomes

Outcome:	1 Strengthen the registration and regularization processes and data management of the Venezuelan migrant population, taking account actions already taken by the Government, such as the provisions of the Temporary Protection Statute for Venezuelan nts (ETPMV), among others.							
Indicators	Flags*	Unit of Measure	Baseline	Baseline Year	Means of verification	2023		EOP
1.1 Roadmap for digital transformation adopted, based on the identification of gaps in governance, human resources,		report	0.00	2021	Report by Migracion Colombia detailing the adoption of the diagnostic results	P	1.00	1.00
						P(a)	1.00	1.00
						A		

 CRF Indicator

Outputs: Annual Physical and Financial Progress

1 Support for the identification of gaps in Migración Colombia and the application of protocols for the ethical handling of data, and the strengthening of information management systems.						Physical Progress				Financial Progress						
Outputs	Output Description	Unit of Measure	Baseline	Baseline Year	Means of verification	2022		2023	EOP	2022		2023	EOP	Theme	Fund	Flags
1.1 Workshops organized	Inter-agency communication and awareness workshops on the benefits of interoperability of information systems	Workshops (#)	0	2021	consultancy report	P	5	2	7	P	3000	1500	4500	Social Development	SOC	
						P(a)	5	2	7	P(a)	3000	1500	4500			
						A				A						
1.2 Diagnostics and assessments completed	Report on the diagnosis of technological, governance, human resources and security gaps, finalized	Diagnostics (#)	0	2021	consultancy report	P	1	0	1	P	10500		10500	Social Development	SOC	
						P(a)	1	0	1	P(a)	10500		10500			
						A				A						
2 Support for communication and dissemination of the importance of an interoperability system and technological transformation pathway activities						Physical Progress				Financial Progress						
Outputs	Output Description	Unit of Measure	Baseline	Baseline Year	Means of verification	2022		2023	EOP	2022		2023	EOP	Theme	Fund	Flags
2.1 Institutional development plan implemented	Specific specialized consultancies, according to the gap diagnosis, to strengthen the institutional capacity towards digital	Plans (#)	0	2021	consultancy report	P	2	2	4	P	55000	80000	135000	Social Development	SOC	
						P(a)	2	2	4	P(a)	55000	80000	135000			
						A				A						

Other Cost

Total Cost

	2022	2023	Total Cost
P	\$68,500.00	\$81,500.00	\$150,000.00
P(a)	\$68,500.00	\$81,500.00	\$150,000.00
A			

 CRF Indicator

 Standard Output Indicator