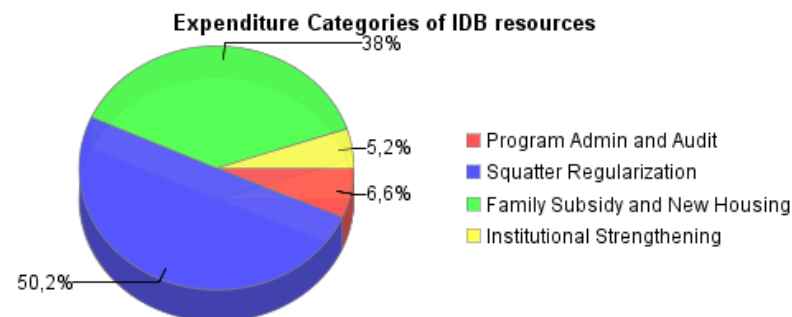
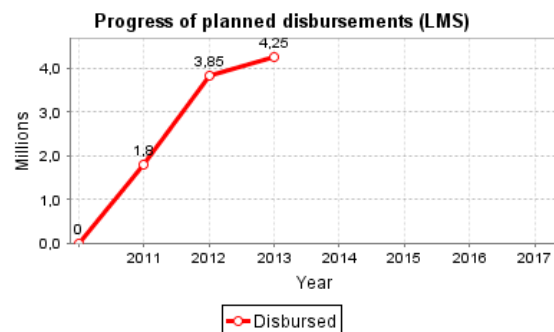
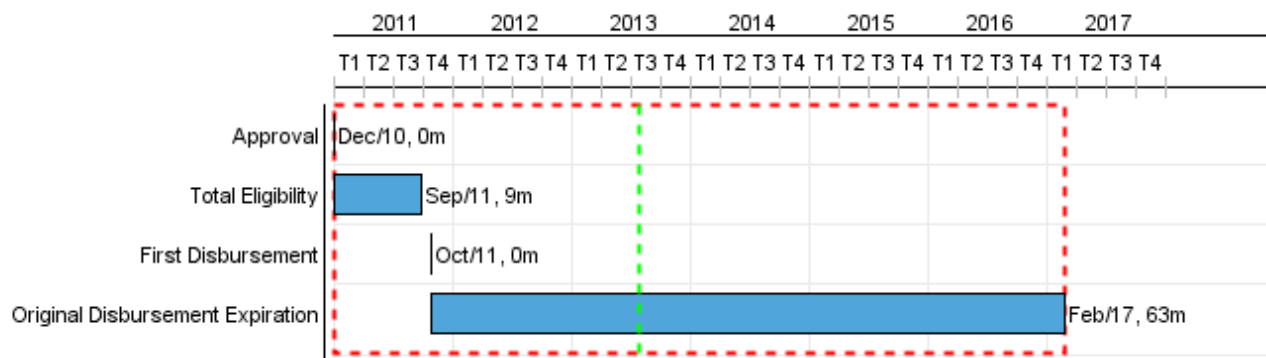


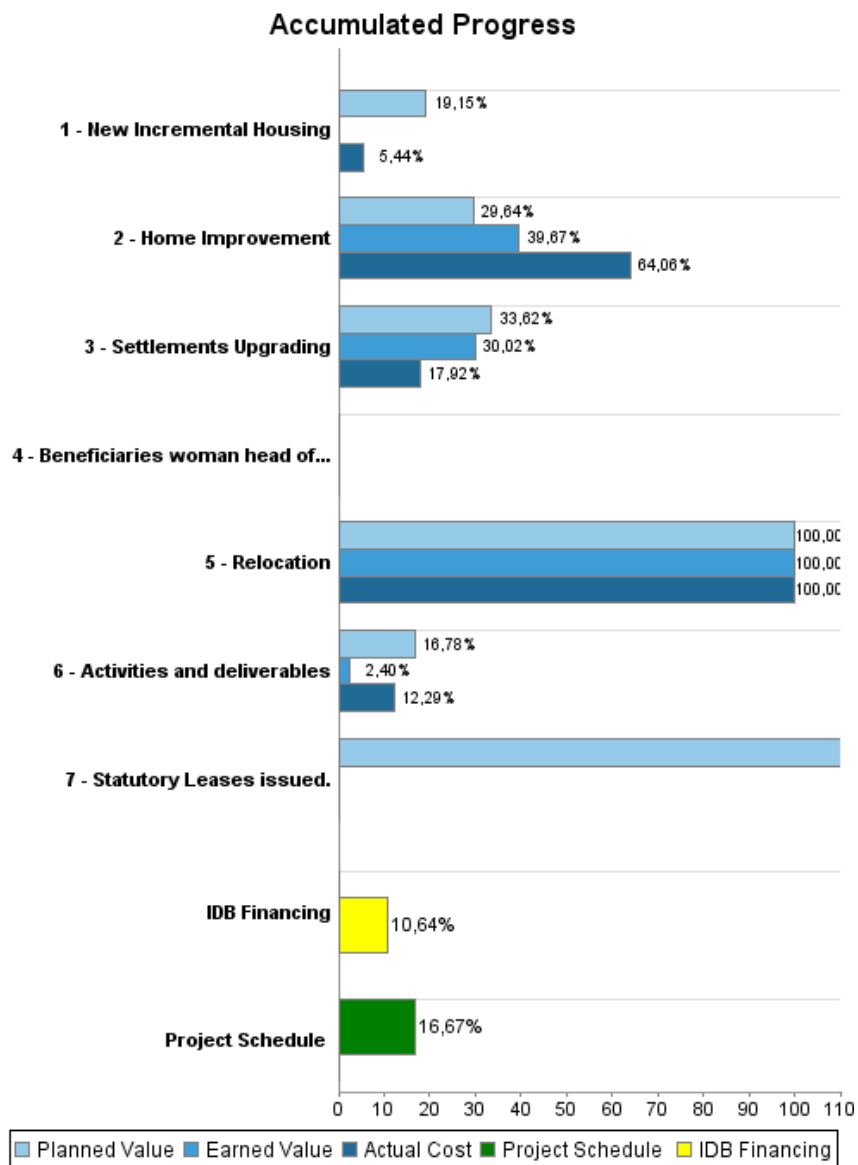
Summary Report

Basic Data		Available Funds (US\$)		Total Cost and Source	
Executing Agency (EA):	MINISTRY OF HOUSING AND SETTLEMENTS				
Sector:	URBAN DEVELOPMENT AND HOUSING-HOUSING				
Loan Number(s):	2469/OC-TT	Current Approved Amount:	40.000.000,00	Original IDB:	40.000.000,00
Stage:	Approved	Disbursed Amount to Date:	4.254.688,04	Current IDB:	40.000.000,00
Operation Type:	INV - Investment	% Disbursed:	10,64	Pari-passu:	80,00
Related Operation(s):	RG-P1400	Balance:	35.745.311,96	Co-Financing/Country:	10.000.000,00
Operation Subtype:	ESP - Specific Investment Operation			Original Estimate:	50.000.000,00
				Amortization Period (months):	222

Project Environmental and Social Impact Category	Reformulation	Validation
Project Environmental and Social Impact Category: B	() Was the objective(s) of this project reformulated?	Validated by Division Chief: 02-may-2013 Validated by Country Representative:



Accumulated Progress as of 2012



Outcomes

Outcome:	Tenure and conditions in squatter settlements regularized
-----------------	---

Indicator	Unit of Measure	Baseline	Baseline Year		End of project
Number of squatting families with applications in LSA unattended.	Percent	22.700,00	2011	P A	8.477,00

Outcome:	Housing conditions of low- and middle income families improved
-----------------	--

Indicator	Unit of Measure	Baseline	Baseline Year		End of project
% of low income families living in adequate housing (with inadequate meaning missing at least one of three attributes: appropriate roof, closing structure, or floor).	Percent	75,00	2011	P A	80,00
% of middle income families living in adequate housing (with inadequate meaning missing at least one of three attributes: appropriate roof, closing structure, or floor).	Percent	85,00	2011	P A	90,00
% of beneficiaries woman head of household	%		2012	P A	

Outcome:	Institutional capacity of the MEH strengthened
-----------------	--

Indicator	Unit of Measure	Baseline	Baseline Year		End of project
Value of disbursement/month.	disbursement/month	1.200.000,00	2011	P A	3.000.000,00

Outputs: Annual Physical and Financial Progress 2012

Description	Unit of Measure	Physical				Financial			
		Planned	Actual	Accumulated units	EOP units	Planned	Actual	Accumulated costs	EOP costs
Squatter Regularization									
Settlements Upgrading	Families	1.785,00	1.700,00		5.001,00	5.994.000,00	3.407.000,00		19.016.000,00
Statutory Leases issued.	Leases	935,00			935,00	2.735.953,00			759.000,00
Relocation	Families						1.000.000,00		1.000.000,00
Community Development	People Participating								
Home Improvements and New Housing									
Home Improvement	Subsidies	333,00	886,00		1.997,00	1.067.000,00	5.689.945,00		11.687.000,00
New Incremental Housing	Subsidies	306,00			1.530,00	1.760.000,00	500.000,00		9.192.000,00
Beneficiaries woman head of household	Number of		424,00						
Sector and Institutional Strengthening									
Activities and deliverables	Number of	7,00	1,00		7,00	409.756,00	300.000,00		2.442.000,00
Others									
Program Administration and Audit	N/A					465.000,00	415.788,00		3.503.000,00
Financial Costs	N/A						125.333,00		2.400.000,00
Misc.Country Funding	N/A						900,00		900,00
TOTAL						12.431.709,00	11.438.966,00		49.999.900,00