







Results Matrix

Outcomes

Outcome:	1 Development of new lines of business and credit by Bancoldex										
Indicators	Flags*	Unit of Measure	Baseline	Baseline Year	Means of verification		2019	2020	2021	2022	EOP
1.1 New lines of business and credit		#Papers	0.00	2019	Project documents implemented	P	0.00	0.00	0.00	2.00	2.00
						P(a)	0.00	0.00	0.00	2.00	2.00
						A	0.00				0.00



Outputs: Annual Physical and Financial Progress

1 Structuring and analysis of new markets and products						Physical Progress					Financial Progress					Theme	Fund	Flags		
Outputs	Output Description	Unit of Measure	Baseline	Baseline Year	Means of verification	2019	2020	2021	2022	EOP	2019	2020	2021	2022	EOP					
1.1 Methodologies designed/strengthened	Technical evaluation	Methodologies (#)	0	2019	Project document	P	1	1	0	0	2	P	40000	40000	0	0	80000	Institutional Development	INS	
						P(a)	1	1	0	0	1	P(a)	40000	40000	0	0	80000			
						A	0				0	A	40000				40000			
2 New financial instruments						Physical Progress					Financial Progress					Theme	Fund	Flags		
Outputs	Output Description	Unit of Measure	Baseline	Baseline Year	Means of verification	2019	2020	2021	2022	EOP	2019	2020	2021	2022	EOP					
2.1 New financial instruments developed	Report defining a new financial mechanism	Instruments (#)	0	2019	Project document	P	0	1	0	0	1	P	0	40000	0	0	40000	Institutional Development	INS	
						P(a)	0	1	0	0	1	P(a)	0	40000	0	0	40000			
						A	0				0	A	0				0			
2.2 Pilot interventions designed	Report defining a new financial mechanism	Pilots (#)	0	2019	Project document	P	0	1	0	0	1	P	0	50000	0	0	50000	Institutional Development	INS	
						P(a)	0	1	0	0	1	P(a)	0	50000	0	0	50000			
						A	0				0	A	0				0			
3 Dissemination and Knowledge						Physical Progress					Financial Progress					Theme	Fund	Flags		
Outputs	Output Description	Unit of Measure	Baseline	Baseline Year	Means of verification	2019	2020	2021	2022	EOP	2019	2020	2021	2022	EOP					
3.1 Discussion papers developed	Publications regarding best practices on innovation	Papers (#)	0	2019	Document delivered	P	0	0	1	0	1	P	0	0	10000	0	10000	Institutional Development	INS	
						P(a)	0	0	1	0	1	P(a)	0	0	10000	0	10000			
						A	0				0	A	0				0			
3.2 Training workshops delivered	Training, forums and events	Workshops (#)	0	2019	Aide Memoires, reports and presentations	P	0	0	0	1	1	P	0	0	0	10000	10000	Institutional Development	INS	
						P(a)	0	0	0	1	1	P(a)	0	0	0	10000	10000			
						A	0				0	A	0				0			
3.3 Presentations delivered	Presentations delivered	Presentations (#)	0	2019	Aide Memoires, reports and presentations delivered	P	0	0	0	1	1	P	0	0	0	10000	10000	Institutional Development	INS	
						P(a)	0	0	0	1	1	P(a)	0	0	0	10000	10000			
						A	0				0	A	0				0			

Other Cost
Total Cost

	2019	2020	2021	2022	Total Cost
P	\$40,000.00	\$130,000.00	\$10,000.00	\$20,000.00	\$200,000.00
P(a)	\$40,000.00	\$130,000.00	\$10,000.00	\$20,000.00	\$200,000.00
A	\$40,000.00				\$40,000.00