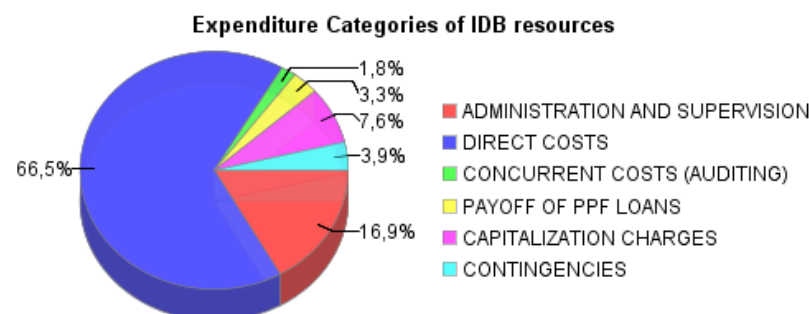
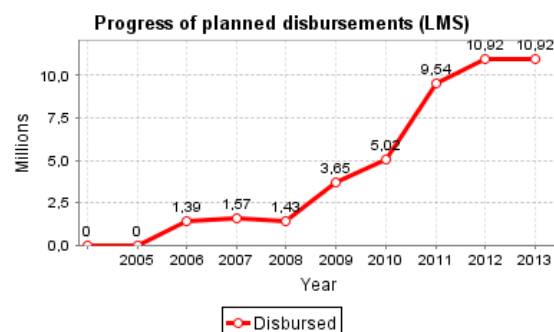
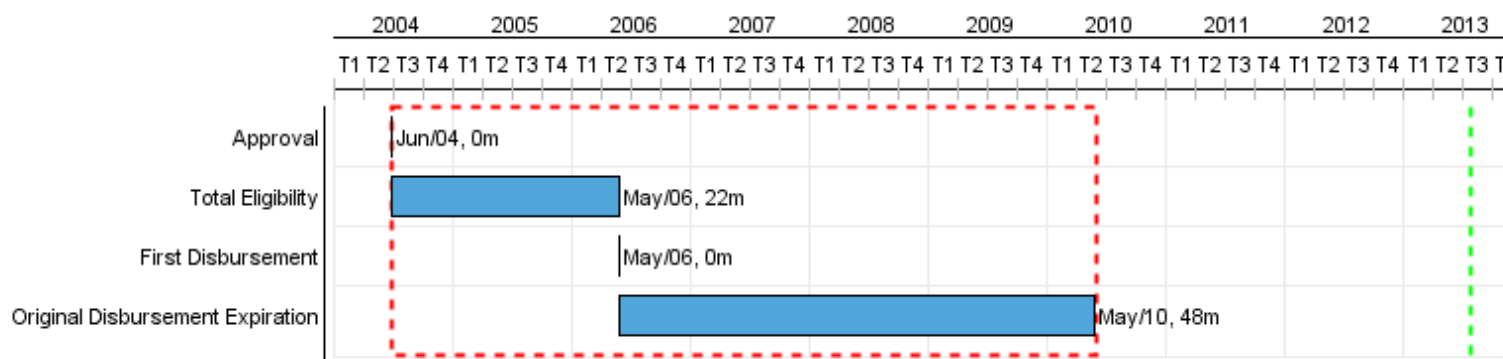


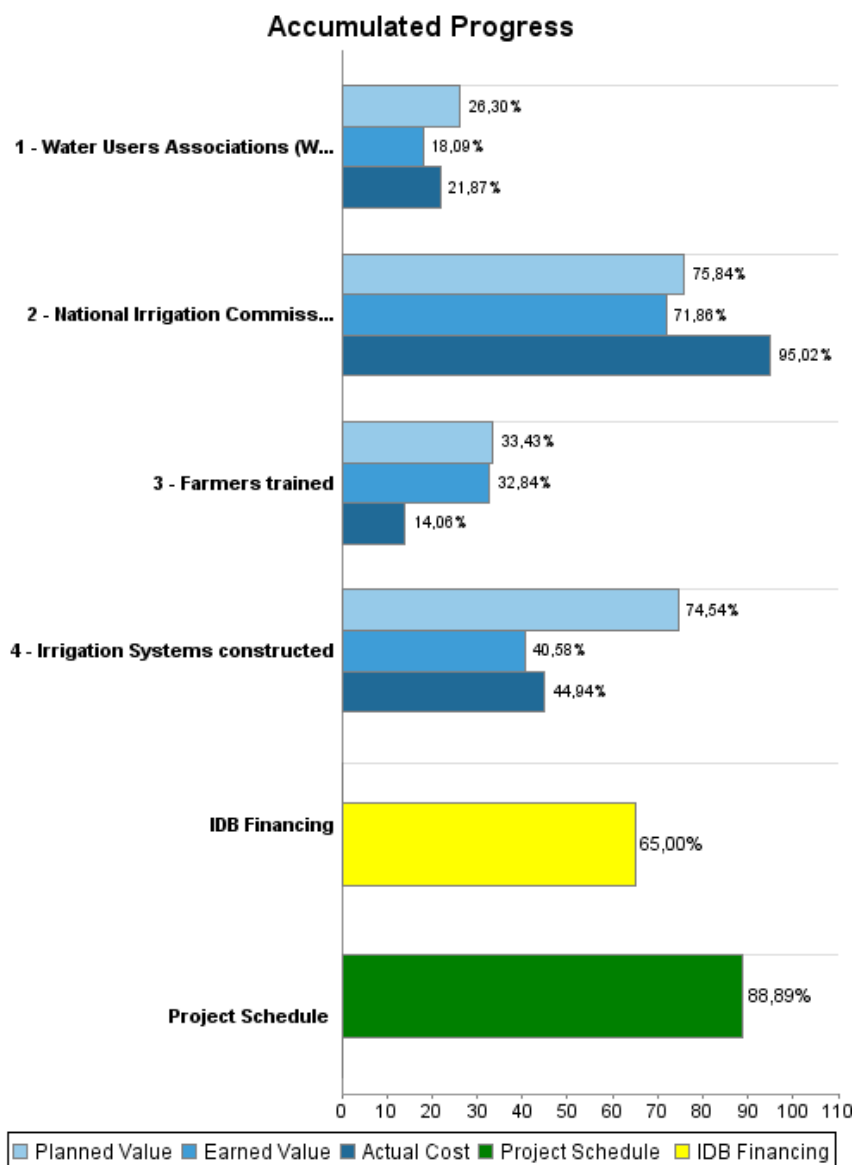
Summary Report

Basic Data		Available Funds (US\$)		Total Cost and Source	
Executing Agency (EA):	NATIONAL IRRIGATION COMMISSION LIMITED				
Sector:	AGRICULTURE AND RURAL DEVELOPMENT-IRRIGATION AND DRAINAGE				
Loan Number(s):	1562/OC-JA	Current Approved Amount:	16.800.000,00	Original IDB:	16.800.000,00
Stage:	Approved	Disbursed Amount to Date:	10.920.680,12	Current IDB:	16.800.000,00
Operation Type:	INV - Investment	% Disbursed:	65,00	Pari-passu:	80,00
Related Operation(s):		Balance:	5.879.319,88	Co-Financing/Country:	4.200.000,00
Operation Subtype:	ESP - Specific Investment Operation			Original Estimate:	21.000.000,00
				Amortization Period (months):	174

Project Environmental and Social Impact Category	Reformulation	Validation
Project Environmental and Social Impact Category: B(R)	() Was the objective(s) of this project reformulated?	Validated by Division Chief: 04-abr-2013 Validated by Country Representative: 15-abr-2013



Accumulated Progress as of 2012



Outcomes

Outcome: National agricultural area improved

Indicator	Unit of Measure	Baseline	Baseline Year		2009	2011	End of project
Agriculture area under irrigation increased (e.g. thyme, escallion, sweet pepper, tomatoes, cucumber, broccoli, mango and watermelon)	Hectares		2003	P A		1.700,00	1.700,00
Vegetable production increased	Ton/Ha	18,00	2003	P A		22,00	22,00
Condiments production increased	Ton/Ha	20,00	2003	P A		25,00	25,00
Cucurbit production increased	Ton/Ha	18,00	2003	P A		30,00	30,00
Cropping intensity in Yallahs increased	Hectares	1,70	2003	P A		2,70	2,70
Cropping intensity in New Forest increased	Hectares	1,10	2003	P A		1,80	1,80
Yallahs farmers net income increased	US/Ha	7.000,00	2003	P A		12.000,00	12.000,00
Colbeck farmers net income increased	US/Ha	11.000,00	2003	P A		13.000,00	13.000,00
New Forest farmers net income increased	US/Ha	10.000,00	2003	P A		14.000,00	14.000,00

Outputs: Annual Physical and Financial Progress 2012

Description	Unit of Measure	Physical				Financial			
		Planned	Actual	Accumulated units	EOP units	Planned	Actual	Accumulated costs	EOP costs
Promotion of Water Users Associations (WUA)									
Water Users Associations (WUA) promoted	WUA				5,00				1.378.100,00
Training and Technical Assistance to Farmers									
Farmers trained	Farmers				1.000,00				781.500,00
Construction of Irrigation Systems									
Irrigation Systems constructed	Systems		1,00		5,00				8.368.200,00
Strengthening of the National Irrigation Commission (NIC)									
National Irrigation Commission Strengthened with instruments in place (MIS, Business Plan, new reorganization)	Instruments		1,00		3,00				651.500,00
Administration and Supervision									
Administration	N/A								2.836.800,00
Concurrent Costs									
Auditing	N/A								300.000,00
Contingencies									
Contingencies	N/A								1.198.900,00
Financial Costs									
Interest, Credit fee, Supervision fee	N/A								1.285.000,00
Pay-off PPF									
Pay-off PPF	N/A								549.951,00
TOTAL									17.349.951,00