

Operation Number:

RG-T3971

TCM Cycle:

TCM Period 2021

Last Update:

12/1/2021

Inter-American Development Bank - IDB


Results Matrix

Outcomes

Outcome:

1 Increased knowledge on the opportunities to participate in regional and global value chains for LAC countries

Indicators	Flags*	Unit of Measure	Baseline	Baseline Year	Means of verification		2022	2023	EOP
1.1 Number of opportunities (at the product and sector levels) identified and socialized with beneficiary countries		# of opportunities	0.00	2021		P	30.00	20.00	50.00
						P(a)	30.00	20.00	50.00
						A			50.00

 CRF Indicator

Outputs: Annual Physical and Financial Progress

1 National Promotion Strategies

Outputs	Output Description	Unit of Measure	Baseline	Baseline Year	Means of verification		2021	2022	2023	EOP
1.1 Diagnostics and assessments completed	National strategies to strengthen regional value chains at the national level	Diagnostics (#)	0	2021	Consultants Final Report	P	0	1	2	3
						P(a)	0	1	2	3
						A	0			0

2 Vertical Studies


Outputs	Output Description	Unit of Measure	Baseline	Baseline Year	Means of verification		2021	2022	2023	EOP
2.1 Diagnostics and assessments completed	Vertical studies for high priority sectors for LAC	Diagnostics (#)	0	2021	Consultants Final Report	P	0	2	0	2
						P(a)	0	2	0	2
						A	0			0
2.2 Diagnostics and assessments completed	Vertical studies for high priority sectors in specific LAC countries	Diagnostics (#)	0	2021	Consultants Final Report	P	0	3	3	6
						P(a)	0	3	3	6
						A	0			0


Physical Progress					Financial Progress				
	2021	2022	2023	EOP		2021	2022	2023	EOP
P	0	1	2	3	P	0	120000	80000	200000
P(a)	0	1	2	3	P(a)	0	120000	80000	200000
A	0			0	A	0			0


Physical Progress					Financial Progress				
	2021	2022	2023	EOP		2021	2022	2023	EOP
P	0	2	0	2	P	0	60000	0	60000
P(a)	0	2	0	2	P(a)	0	60000	0	60000
A	0			0	A	0			0

	2021	2022	2023	EOP
P	0	3	3	6
P(a)	0	3	3	6
A	0			0

	2021	2022	2023	EOP
P	0	45000	45000	90000
P(a)	0	45000	45000	90000
A	0			0

Theme	Fund	Flags
Regional Integration	RIN	

Theme	Fund	Flags
Regional Integration	RIN	

Theme	Fund	Flags
Regional Integration	RIN	

Other Cost

Total Cost

 CRF Indicator

 Standard Output Indicator

	2021	2022	2023	Total Cost
P		\$225,000.00	\$125,000.00	\$350,000.00
P(a)		\$225,000.00	\$125,000.00	\$350,000.00
A				