




Results Matrix

Outcomes

Outcome: 1 Increase in the knowledge of good practices in terms of attracting investments										
Indicators	Flags*	Unit of Measure	Baseline	Baseline Year	Means of verification		2019	2020	2021	EOP
1.1 Authorities participate in knowledge exchange workshops		People	0.00	2018	National secretariat report on productive transformation and competitiveness	P	0.00		30.00	30.00
	P(a)									
	A									
Outcome: 1 Institutions that contribute to the promotion of exports and investments apply monitoring and monitoring systems										
Indicators	Flags*	Unit of Measure	Baseline	Baseline Year	Means of verification		2019	2020	2021	EOP
1.1 Institutions that contribute to the promotion of exports and investments apply monitoring and monitoring systems		Institutions	0.00	2018	Studies	P			2.00	2.00
	P(a)									
	A									

 CRF Indicator

Outputs: Annual Physical and Financial Progress

1 International Integration of Uruguay of Sectors of Services and Assets Intensive in Knowledge						Physical Progress				Financial Progress								
Outputs	Output Description	Unit of Measure	Baseline	Baseline Year	Means of verification	2019	2020	2021	EOP	2019	2020	2021	EOP	Theme	Fund	Flags		
1.1 Design of strategic plans for international sector promotion		Documents			Approved consulting reports	P	0	2	0	2	P	80000	150000		230000	Trade	RIN	
						P(a)	0	2	0	2	P(a)	80000	150000		230000			
						A					A							
1.2 Workshops organized	Workshops validation and awareness with stakeholders	Workshops (#)			Act of closing of activity	P		3	3	6	P		10000	10000	20000	Regional Integration	RIN	
						P(a)		3	3	6	P(a)		10000	10000	20000			
						A					A							
2 Monitoring and evaluation						Physical Progress				Financial Progress								
Outputs	Output Description	Unit of Measure	Baseline	Baseline Year	Means of verification	2019	2020	2021	EOP	2019	2020	2021	EOP	Theme	Fund	Flags		
2.1 Monitoring and evaluation system designed		Systems			Approved system	P	0	1	0	1	P	0	40000		40000	Trade	RIN	
						P(a)	0	1	0	1	P(a)	0	40000		40000			
						A					A							
2.2 New databases created	Survey of baseline data of the monitoring system carried out	Databases (#)			Studies	P	0	1	1	2	P	0	40000	0	40000	Regional Integration	RIN	
						P(a)	0	1	1	2	P(a)	0	40000	0	40000			
						A					A							
2.3 Training workshops delivered	Staff trained in monitoring and monitoring system	Workshops (#)			Act of closing of activity	P	0	10	20	30	P	0	10000	10000	20000	Regional Integration	RIN	
						P(a)	0	10	20	30	P(a)	0	10000	10000	20000			
						A					A							

Other Cost

Total Cost

 CRF Indicator

 Standard Output Indicator

	2019	2020	2021	Total Cost
P	\$80,000.00	\$250,000.00	\$20,000.00	\$350,000.00
P(a)	\$80,000.00	\$250,000.00	\$20,000.00	\$350,000.00
A				