






Results Matrix

Outcomes

Outcome:	1 An increase in the consideration of equity on government policymaking when designing digital social s of the ethical risks of using IA and ADS	
	CRF Indicator	

Outputs: Annual Physical and Financial Progress

1 Generation of data on equity						Physical Progress			Financial Progress							
Outputs	Output Description	Unit of Measure	Baseline	Baseline Year	Means of verification		2023	2024	EOP		2023	2024	EOP	Theme	Fund	Flags
1.1 Surveys conducted	Desaggregated data on the use of social services by diverse populations	Surveys (#)	0	2023	Survey conducted	P	1	0	1	P	80000	20000	100000	Gender and Diversity	W2E	
						P(a)			0	P(a)			0			
						A				A						
2 Technical advisory						Physical Progress			Financial Progress							
Outputs	Output Description	Unit of Measure	Baseline	Baseline Year	Means of verification		2023	2024	EOP		2023	2024	EOP	Theme	Fund	Flags
2.1 Pilot interventions implemented	Design pilot projects for the use of IA and data to mitigate risk of bias and discrimination	Pilots (#)	0	2023	Workshop and document	P	1	1	2	P	15000	15000	30000	Digital Economy	W2E	
						P(a)			0	P(a)			0			
						A				A						
2.2 Pilot interventions designed	Desing pilots on IA and social services with data to avoid bias and discrimination	Pilots (#)	0	2023	Workshop and document	P	2	0	2	P				Digital Economy	W2E	
						P(a)			0	P(a)						
						A				A						
3 Dissemination						Physical Progress			Financial Progress							
Outputs	Output Description	Unit of Measure	Baseline	Baseline Year	Means of verification		2023	2024	EOP		2023	2024	EOP	Theme	Fund	Flags
3.1 Non-commercial books published	Non-commercial book about digital transformation and equity using the inputs from this TC	Books (#)	0	2023	Book	P	0	1	1	P	5000		5000	Digital Economy	W2E	
						P(a)			0	P(a)			0			
						A				A						
3.2 Annual reports published	Report on pilot progress	Reports (#)	0	2023	Report	P	1	1	2	P		15000	15000	Social Development	W2E	
						P(a)			0	P(a)			0			
						A				A						

Other Cost
------------

Total Cost

	2023	2024	Total Cost
P	\$100,000.00	\$50,000.00	\$150,000.00
P(a)			
A			