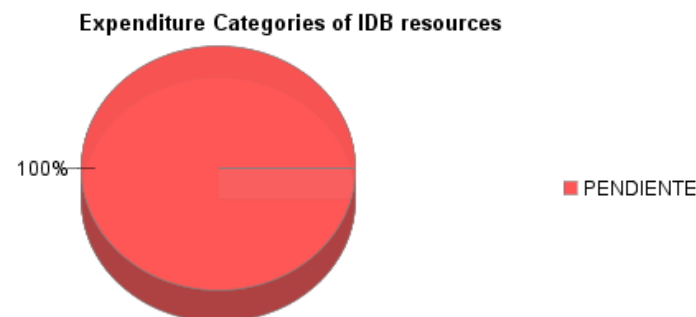
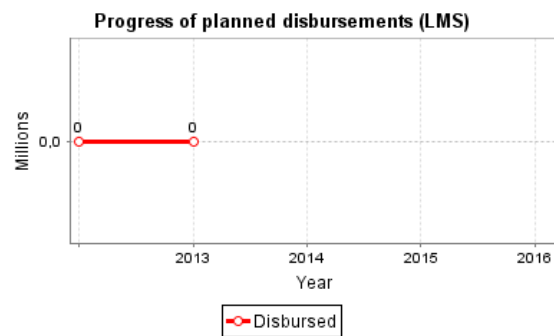
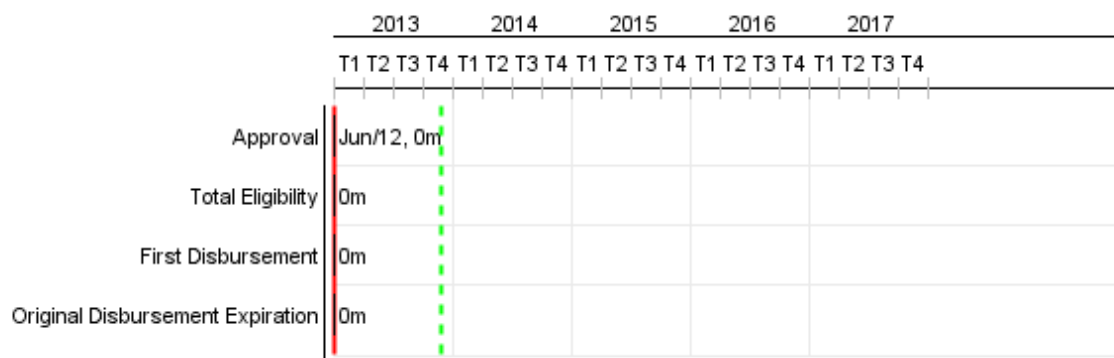



## Summary Report

Basic Data		Available Funds (US\$)	Total Cost and Source
Executing Agency (EA):	Division of Energy and Telecommunications	ENERGY IN END USE	
Sector:	ENERGY-ENERGY EFFICIENCY AND RENEWABLE	Current Approved Amount:	17.000.000,00
Loan Number(s):	2748/OC-BA	Disbursed Amount to Date:	17.000.000,00
Stage:	Approved	% Disbursed:	69,00
Operation Type:	INV - Investment	Balance:	17.000.000,00
Related Operation(s):	BA-L1020, BA-L1021, BA-L1022, BA-X1003, RG-P1478	Original IDB:	17.000.000,00
Operation Subtype:	ESP - Specific Investment Operation	Current IDB:	17.000.000,00
		Pari-passu:	69,00
		Co-Financing/Country:	7.664.000,00
		Original Estimate:	24.664.000,00
		Amortization Period (months):	

Project Environmental and Social Impact Category	Reformulation	Validation
Project Environmental and Social Impact Category: None	( ) Was the objective(s) of this project reformulated?	Validated by Division Chief: 07-oct-2013 Validated by Country Representative: 08-oct-2013



## Accumulated Progress as of 2013



## Outcomes

<b>Outcome:</b>	RE capacity installed in government buildings
-----------------	---

Indicator	Unit of Measure	Baseline	Baseline Year		End of project
Electricity Generated from Solar PV Systems (MWh/year, MWh to date generated).	MWh		2012	P A	6.073,00

<b>Outcome:</b>	Energy saving with EE technologies in public lighting and buildings
-----------------	---

Indicator	Unit of Measure	Baseline	Baseline Year		End of project
Electricity Saved through retrofits (energy efficient public lights and energy efficient equipment in public buildings) (MWh/year, MWh to date saved).	MWh		2012	P A	28.608,00

<b>Outcome:</b>	Fossil Fuels Saved from the implementation of the pilot projects (barrels of oil equivalent).
-----------------	---

Indicator	Unit of Measure	Baseline	Baseline Year		End of project
Fossil Fuels Saved from the implementation of the pilot projects (barrels of oil equivalent).	barrels of oil		2012	P A	240,00

<b>Outcome:</b>	public awareness increased in public sector for RE and EE
-----------------	---

Indicator	Unit of Measure	Baseline	Baseline Year		End of project
Percentage of survey	%		2012	P	80,00



## PROGRESS MONITORING REPORT

BA-L1025 - Public Sector Smart Energy (PSSE) Program  
2013 1º period closed in (31-Oct-2013)

Inter-American Development Bank - IDB

Office of Strategic Planning and Development Effectiveness

Last Update: 07/05/2013

respondents  
participating at events  
that report high  
awareness and support  
of sustainable energy  
practices (Number of  
respondents that  
answered ?high  
awareness and support  
of sustainable energy?/  
Total number of survey  
respondents )

A

## Outputs: Annual Physical and Financial Progress 2013

Description	Unit of Measure	Physical				Financial			
		Planned	Actual	Accumulated units	EOP units	Planned	Actual	Accumulated costs	EOP costs
<b>RE and EE in public buildings</b>									
Share of national public lighting (EE street lights and traffic lights) with efficient technology (current number of EE street and traffic lights / total number of street and traffic lights).	%				85,00				9.977.638,00
Number of retrofitted public buildings (aggregated).	Buildings				21,00				4.150.000,00
Solar PV installed capacity in public buildings (aggregated, in kW).	kW				1.190,00				5.500.000,00
<b>Pilot projects</b>									
Number of Electric Vehicles combined with Solar PV Generation being used by GOBA (to date).	Electric vehicles				8,00				300.000,00
<b>capacity building</b>									
Number of events in public awareness or programs (and of participants), cumulative	events				4,00				250.000,00
Number of Jobs created in ETD for implementing the PSSE Program	Positions	2,00			4,00	100.000,00			1.450.000,00
<b>Monitoring &amp; Evaluation and Project</b>									
cost for Monitoring & Evaluation and Project management	N/A								1.653.280,00
<b>TOTAL</b>						<b>100.000,00</b>			<b>23.280.918,00</b>