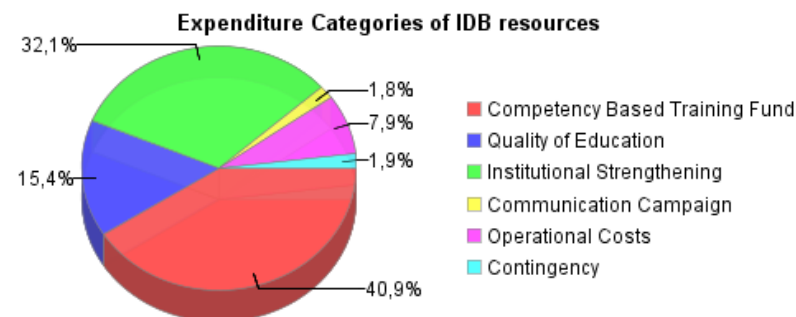
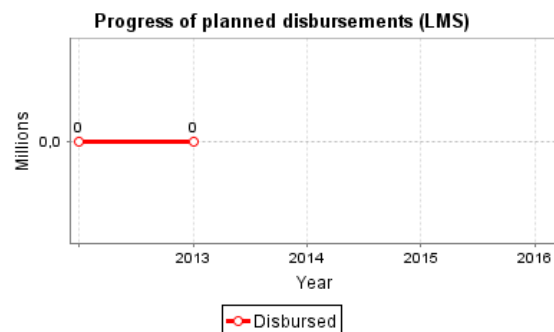
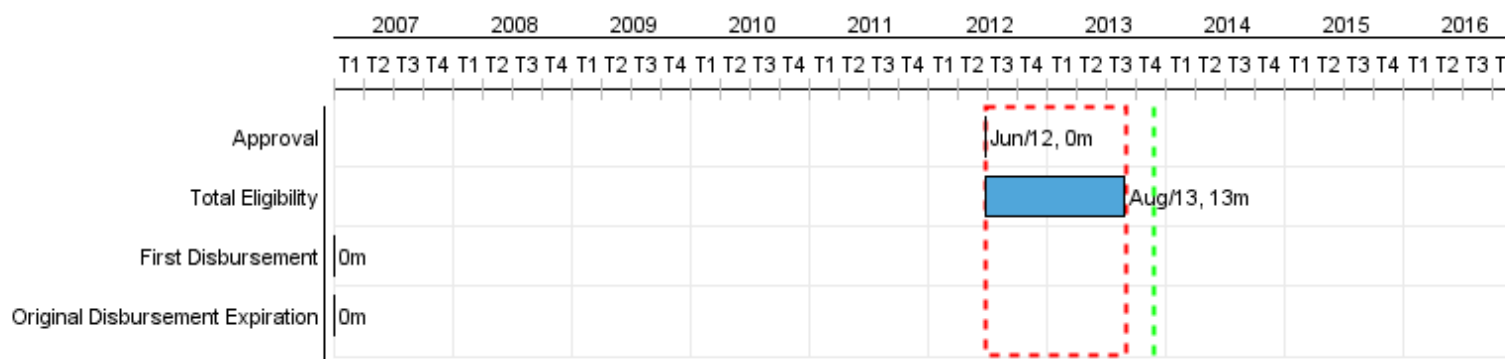


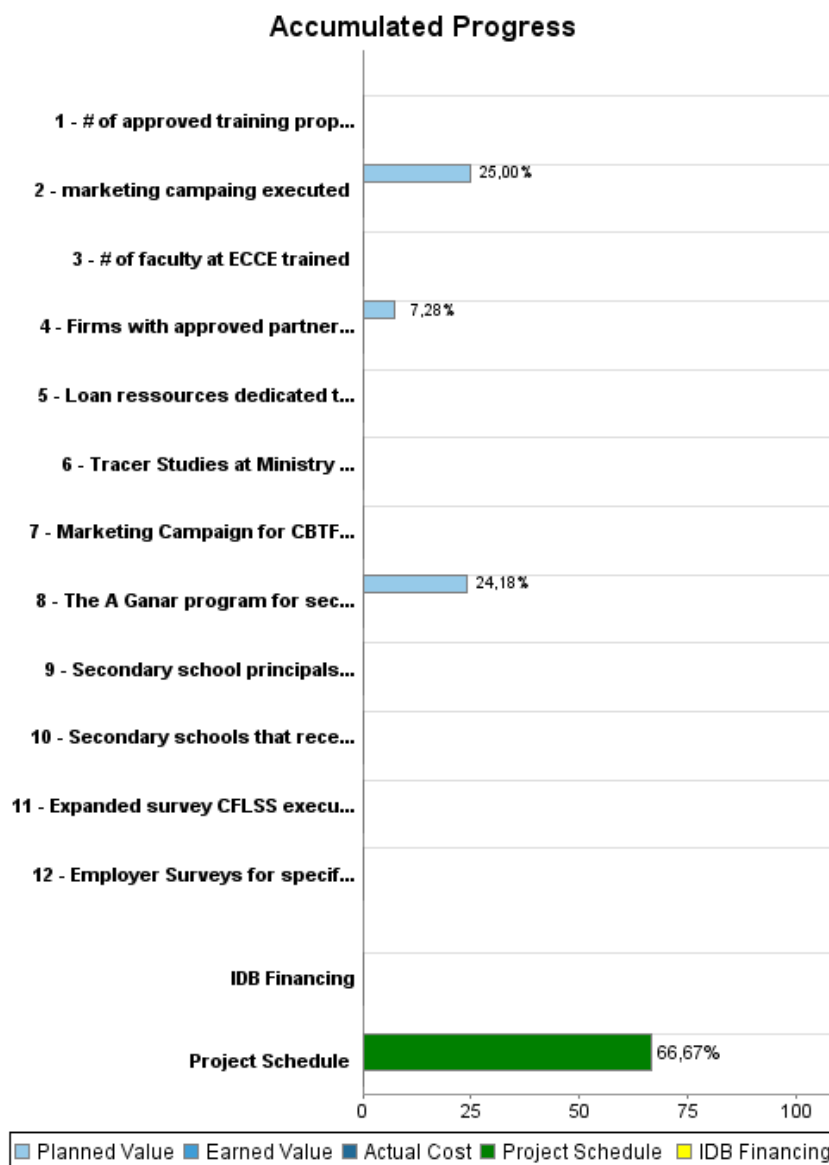
## Summary Report

| Basic Data             |   | Available Funds (US\$)    |               | Total Cost and Source         |               |
|------------------------|---|---------------------------|---------------|-------------------------------|---------------|
| Executing Agency (EA): | The Ministry of Education and Human Resources |                           |               |                               |               |
| Sector:                | EDUCATION-SECONDARY EDUCATION                 |                           |               |                               |               |
| Loan Number(s):        | 2739/OC-BA                                    | Current Approved Amount:  | 20.000.000,00 | Original IDB:                 | 20.000.000,00 |
| Stage:                 | Approved                                      | Disbursed Amount to Date: |               | Current IDB:                  | 20.000.000,00 |
| Operation Type:        | INV - Investment                              | % Disbursed:              |               | Pari-passu:                   | 98,00         |
| Related Operation(s):  | RG-P1442, RG-P1478, BA-X1004                  | Balance:                  | 20.000.000,00 | Co-Financing/Country:         | 506.572,00    |
| Operation Subtype:     | ESP - Specific Investment Operation           |                           |               | Original Estimate:            | 20.506.572,00 |
|                        |   |                           |               | Amortization Period (months): | 234           |

| Project Environmental and Social Impact Category  |      | Reformulation  | Validation                           |             |
|---|------|--|--------------------------------------|-------------|
| Project Environmental and Social Impact Category: | None | ( ) Was the objective(s) of this project reformulated? | Validated by Division Chief:         | 06-oct-2013 |
|   |      |  | Validated by Country Representative: | 09-oct-2013 |



## Accumulated Progress as of 2013



## Outcomes

|                      |   |
|----------------------|---|
| <b>Outcome:</b>      | Component 1: Support an employer driven system                    |
| <b>Suppositions:</b> | Private sector will participate in competency based training fund |

| Indicator   | Unit of Measure | Baseline | Baseline Year |        | 2013 | 2014 | 2015  | 2016  | End of project |
|---|-----------------|----------|---------------|--------|------|------|-------|-------|----------------|
| Unskilled workers trained and certified by CBTF                                     | Percentage      |          | 2013          | P<br>A |      |      | 4,00  | 6,00  | 10,00          |
| Apprentices in a new apprenticeship program in a service area/ white collar sector. | Apprentices     |          | 2013          | P<br>A |      |      | 15,00 | 20,00 | 35,00          |
| Graduation of apprentices increased.  | Percentage      | 35,00    | 2013          | P<br>A |      |      | 45,00 | 50,00 | 50,00          |
| # of approved training proposals resulting from partnerships                        | Proposals       |          | 2013          | P<br>A |      | 5,00 | 9,00  |       | 14,00          |

|                 |   |
|-----------------|---|
| <b>Outcome:</b> | Component 2: Improving Quality and relevance of secondary education |
|-----------------|---|

| Indicator  | Unit of Measure | Baseline | Baseline Year |        | 2013   | 2014   | 2015   | 2016  | End of project |
|--|-----------------|----------|---------------|--------|--------|--------|--------|-------|----------------|
| Secondary school students graduated from the A Ganar program.  | Estudiantes     |          | 2013          | P<br>A | 100,00 | 300,00 | 350,00 |       | 750,00         |
| BVTB students trained in life skills   | Estudiantes     |          | 2013          | P<br>A | 50,00  | 200,00 | 200,00 |       | 450,00         |
| SJPP students trained in life skills   | Estudiantes     |          | 2013          | P<br>A | 50,00  | 125,00 | 125,00 |       | 300,00         |
| Increase in pass rates in CSEC examinations in English and Mathematics (2 or more passes including English and Math) | Percentage      | 43,00    | 2010          | P<br>A | 43,00  | 45,00  | 47,00  | 50,00 | 50,00          |
| Increase in % of students passing 4 or more CSEC including English and Math  | Percentage      | 19,00    | 2010          | P<br>A | 19,00  | 21,00  | 23,00  | 25,00 | 25,00          |
| % of secondary education students who passed the CCSLC   | Percentage      |          | 2013          | P<br>A |        | 35,00  | 45,00  | 65,00 | 65,00          |

|                 |   |
|-----------------|---|
| <b>Outcome:</b> | Component 3: Institutional Strengthening / Enhanced Sector Management |
|-----------------|---|

| Indicator  | Unit of Measure        | Baseline | Baseline Year |        | 2013 | 2014 | 2015  | 2016  | End of project |
|--|------------------------|----------|---------------|--------|------|------|-------|-------|----------------|
| reliable, relevant and timely labor market report published                              | Reports                |          | 2013          | P<br>A |      | 1,00 | 1,00  | 1,00  | 3,00           |
| BVTB, BCC, ETTC, TVET Council, SJPP institution accredited (at least 4 complete process) | institution accredited |          | 2013          | P<br>A |      |      |       | 4,00  | 4,00           |
| Technical programs reorganized in response to employer needs                             | programs               |          | 2013          | P<br>A |      |      | 10,00 | 10,00 | 10,00          |

## Outputs: Annual Physical and Financial Progress 2013

| Description   | Unit of Measure | Physical |        |                   |           | Financial         |        |                   |                      |
|---|-----------------|----------|--------|-------------------|-----------|-------------------|--------|-------------------|----------------------|
|   |                 | Planned  | Actual | Accumulated units | EOP units | Planned           | Actual | Accumulated costs | EOP costs            |
| <b>Component 1: support an employer driven training system</b>  |                 |          |        |                   |           |                   |        |                   |                      |
| # of approved training proposals resulting from partnerships  | Proposals       |          |        |                   | 14,00     |                   |        |                   | 6.759.644,00         |
| Firms with approved partnership training proposals visited  | Percentages     |          |        |                   | 100,00    | 73.852,00         |        |                   | 1.014.000,00         |
| Marketing Campaign for CBTF initiated   | Firms           |          |        |                   | 90,00     |                   |        |                   | 416.000,00           |
| <b>Component 2: Improving quality and relevance of secondary education</b>                                |                 |          |        |                   |           |                   |        |                   |                      |
| Secondary school principals and department heads training in leadership                                   | Docentes        |          |        |                   | 110,00    |                   |        |                   | 625.440,00           |
| Secondary schools that received grant based on school improvement plans according to established criteria | Schools         |          |        |                   | 12,00     |                   |        |                   | 360.000,00           |
| The A Ganar program for secondary and post-secondary education is operational                             | Program         | 1,00     |        |                   | 1,00      | 440.000,00        |        |                   | 1.819.679,00         |
| # of faculty at ECCE trained  | person / staff  |          |        |                   | 19,00     |                   |        |                   | 269.260,00           |
| <b>Component 3: Institutional Strengthening / Enhanced Sector Management</b>                              |                 |          |        |                   |           |                   |        |                   |                      |
| Tracer Studies at Ministry of Education (MEHR) executed   | Studies         |          |        |                   | 3,00      |                   |        |                   | 299.000,00           |
| Employer Surveys for specific sectors completed to identify skills/ training gaps                         | Surveys         |          |        |                   | 4,00      |                   |        |                   | 300.000,00           |
| Expanded survey CFLSS executed for better LM data   | Survey          |          |        |                   | 2,00      |                   |        |                   | 1.000.000,00         |
| Loan resources dedicated to the implementation of the business plans disbursed for BVTB and SJPP          | %               |          |        |                   | 100,00    |                   |        |                   | 4.819.263,00         |
| <b>Component 4: Communication Campaign</b>  |                 |          |        |                   |           |                   |        |                   |                      |
| marketing campaigning executed  | Campaigns       |          |        |                   | 1,00      | 90.000,00         |        |                   | 360.000,00           |
| Operational Cost  | N/A             |          |        |                   |           | 80.000,00         |        |                   | 1.573.367,00         |
| Contingency   | N/A             |          |        |                   |           |                   |        |                   | 384.199,00           |
| <b>TOTAL</b>  |                 |          |        |                   |           | <b>683.852,00</b> |        |                   | <b>19.999.852,00</b> |