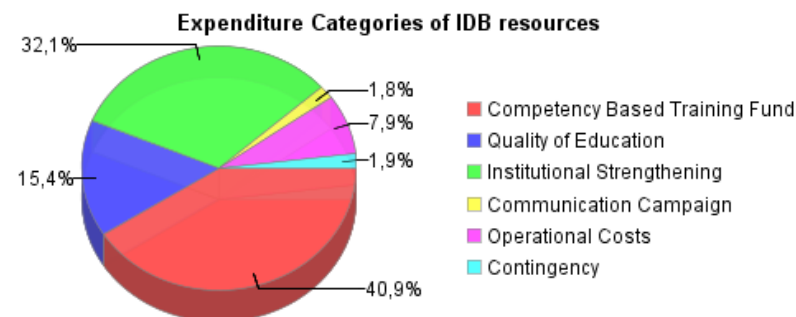
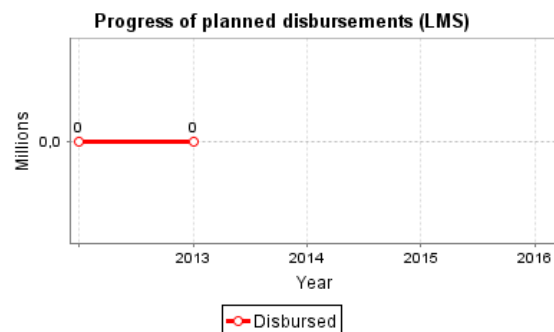
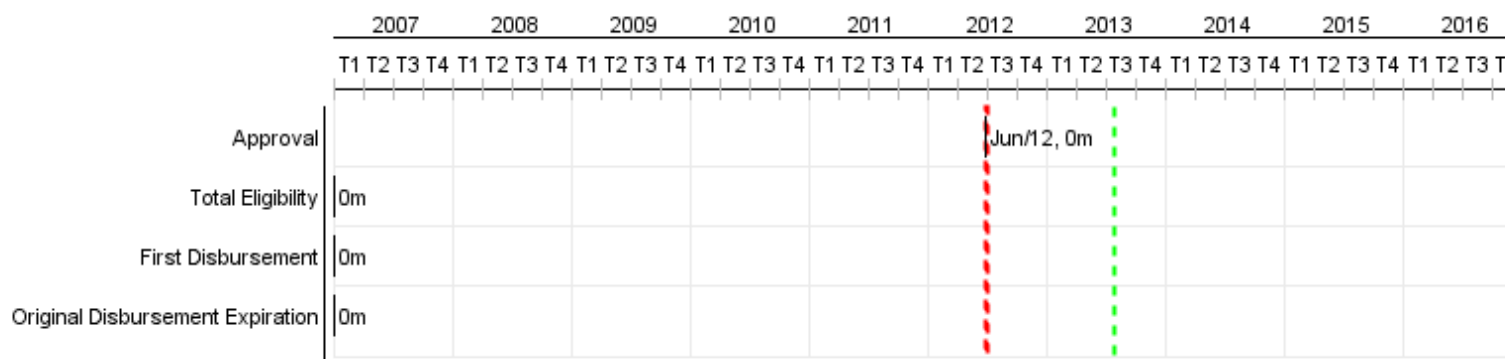


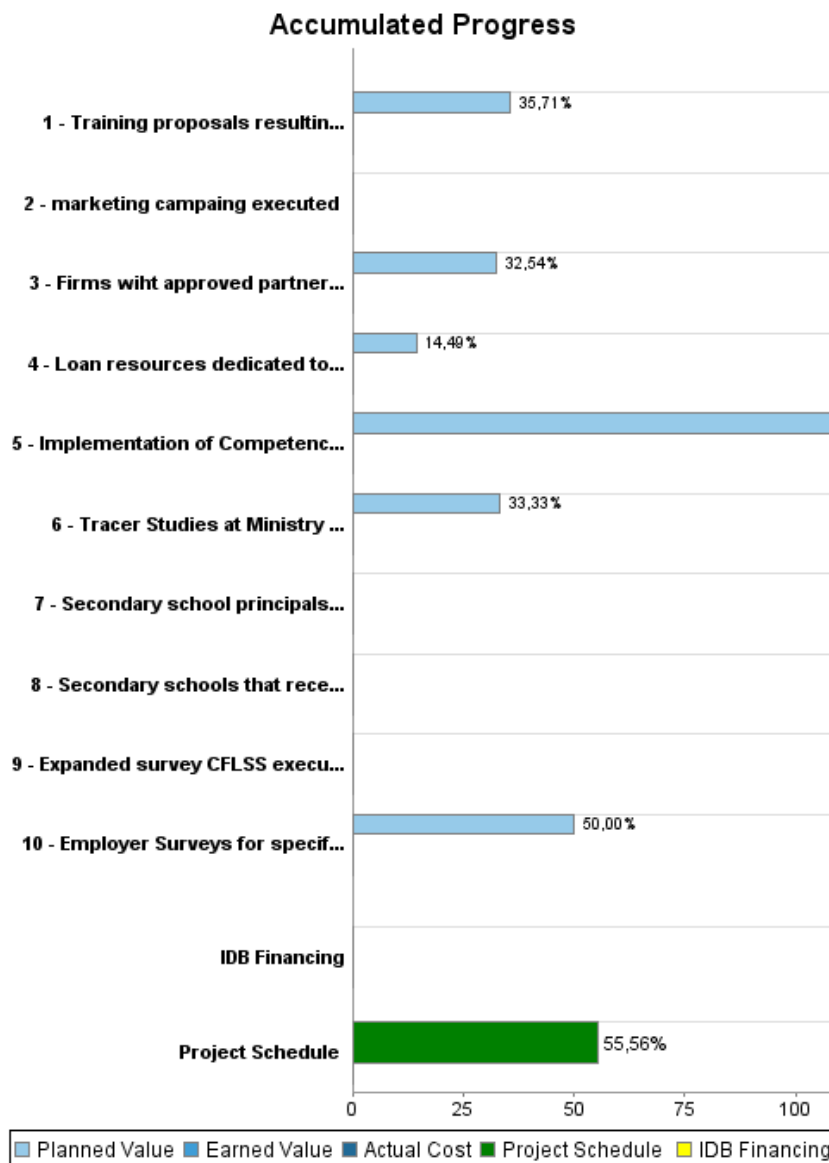
## Summary Report

Basic Data		Available Funds (US\$)		Total Cost and Source	
Executing Agency (EA):	The Ministry of Education and Human Resources				
Sector:	EDUCATION-SECONDARY EDUCATION				
Loan Number(s):	2739/OC-BA	Current Approved Amount:	20.000.000,00	Original IDB:	20.000.000,00
Stage:	Approved	Disbursed Amount to Date:		Current IDB:	20.000.000,00
Operation Type:	INV - Investment	% Disbursed:		Pari-passu:	98,00
Related Operation(s):	RG-P1442, RG-P1478, BA-X1004	Balance:	20.000.000,00	Co-Financing/Country:	506.572,00
Operation Subtype:	ESP - Specific Investment Operation			Original Estimate:	20.506.572,00
				Amortization Period (months):	234

Project Environmental and Social Impact Category		Reformulation	Validation	
Project Environmental and Social Impact Category:	None	( ) Was the objective(s) of this project reformulated?	Validated by Division Chief:	12-abr-2013
			Validated by Country Representative:	



## Accumulated Progress as of 2012



## Outcomes

<b>Outcome:</b>	Component 1: Support an employer driven system
<b>Suppositions:</b>	Private sector will participate in competency based training fund

Indicator	Unit of Measure	Baseline	Baseline Year		2013	2014	2015	2016	End of project
Training proposals resulting from partnerships approved	Proposals		2013	P A	5,00	7,00	2,00		14,00
Unskilled workers trained and certified by CBTF	Workers		2013	P A		1.413,00	2.824,00	1.413,00	5.650,00
Apprentices in a new apprenticeship program in a service area/ white collar sector.	Apprentices		2013	P A			15,00	20,00	35,00
Graduation of apprentices increased.	Percentage	35,00	2013	P A			45,00	50,00	50,00

<b>Outcome:</b>	Component 2: Improving Quality and relevance of secondary education
-----------------	---

Indicator	Unit of Measure	Baseline	Baseline Year		2013	2014	2015	2016	End of project
Secondary school students graduated from the A Ganar program.	Estudiantes		2013	P A	300,00	300,00	300,00		900,00
BVTB students trained in life skills	Estudiantes		2013	P A	75,00	150,00	225,00		450,00
SJPP students trained in life skills	Estudiantes		2013	P A	50,00	100,00	150,00		300,00
Increase in pass rates in CSEC examinations in English and Mathematics (2 or more passes including English and Math)	Percentage	43,00	2010	P A	43,00	45,00	47,00	50,00	50,00
Increase in % of students passing 4 or more CSEC including English and Math	Percentage	19,00	2010	P A	19,00	21,00	23,00	25,00	25,00
% of secondary education students who passed the CCSLC	Percentage		2013	P A		35,00	45,00	65,00	65,00

<b>Outcome:</b>	Component 3: Institutional Strengthening / Enhanced Sector Management
-----------------	---

Indicator	Unit of Measure	Baseline	Baseline Year		2013	2014	2015	2016	End of project
reliable, relevant and timely labor market report published	Reports		2013	P A		1,00	1,00	1,00	3,00
BVTB, BCC, ETTC, TVET Council, SJPP institution accredited (at least 4 complete process)	institution accredited		2013	P A				4,00	4,00
Technical programs reorganized in response to employer needs	programs		2013	P A			10,00	10,00	10,00

## Outputs: Annual Physical and Financial Progress 2012

Description	Unit of Measure	Physical				Financial			
		Planned	Actual	Accumulated units	EOP units	Planned	Actual	Accumulated costs	EOP costs
<b>Component 1: support an employer driven training system</b>									
Implementation of Competency-Based-Training -Fund (CBTF) marketing campaign initiated as measured by # of firms invited to events to learn about the fund.	Firms				90,00				416.000,00
Training proposals resulting from partnerships approved	Proposals				14,00				6.759.644,00
Firms wiht approved partnership training proposals visited	Firms				90,00				1.038.748,00
<b>Component 2: Improving quality and relevance of secondary education</b>									
Secondary school principals and department heads training in leadership	Docentes				110,00				894.700,00
Secondary schools that received grant based on school improvement plans according to established criteria	Schools				12,00				2.479.679,00
<b>Component 3: Institutional Strengthening / Enhanced Sector Management</b>									
Tracer Studies at Ministry of Education (MEHR) executed	Studies				3,00				300.000,00
Employer Surveys for specific sectors completed to identify skills/ training gaps	Surveys				4,00				299.000,00
Expanded survey CFLSS executed for better LM data	Survey				2,00				1.000.000,00
Loan resources dedicated to the implementation of the business plans disbursed for BVTB and SJPP	%				100,00				4.819.264,00
<b>Component 4: Communication Campaign</b>									
marketing campaing executed	Campaigns				1,00				360.000,00
Operational Cost	N/A								1.755.339,00
Contingency	N/A								384.199,00
<b>TOTAL</b>									<b>20.506.573,00</b>