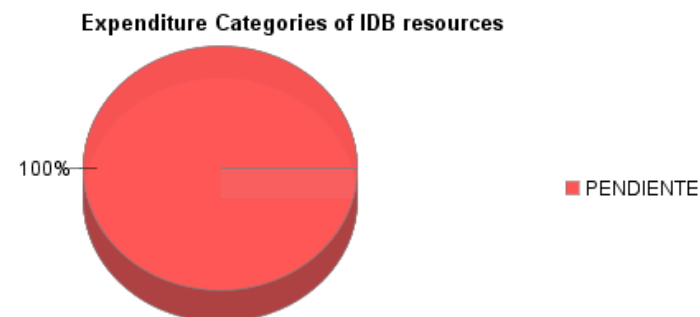
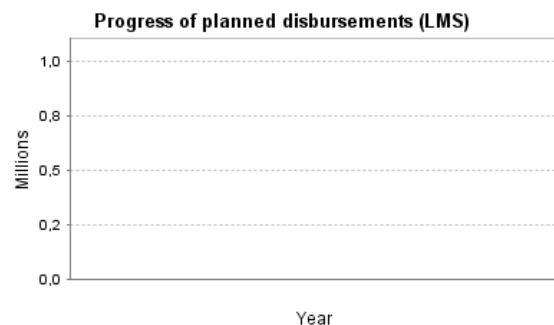
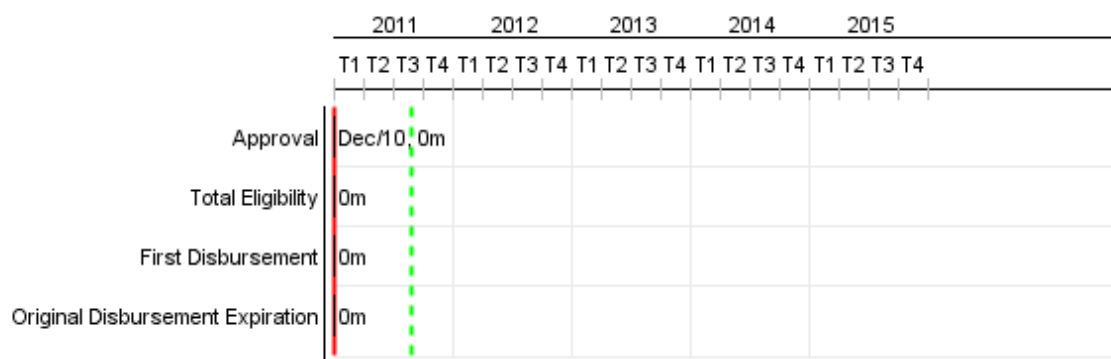


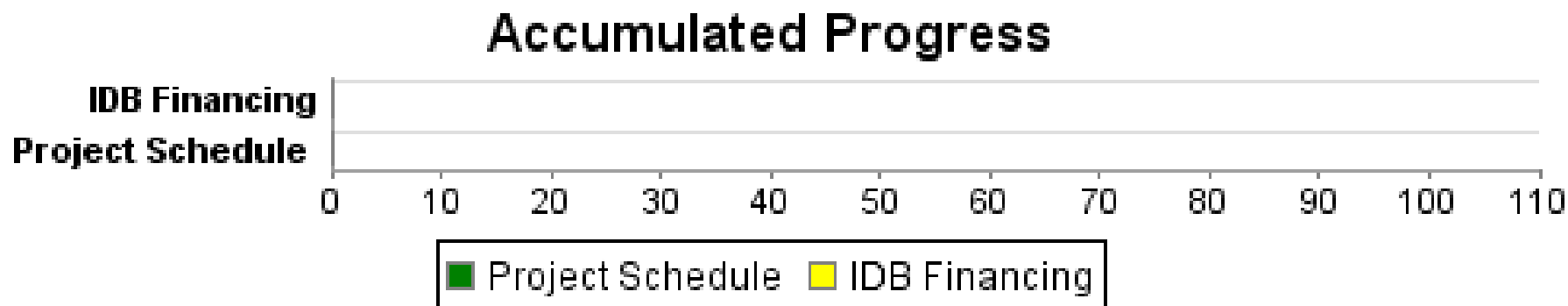
## Summary Report

Basic Data		Available Funds (US\$)		Total Cost and Source	
Executing Agency (EA):	Ministry of Human Development				
Sector:	REFORM / MODERNIZATION OF THE STATE				
Loan Number(s):	2475/OC-BL	Current Approved Amount:	5.000.000,00	Original IDB:	5.000.000,00
Stage:	Approved	Disbursed Amount to Date:		Current IDB:	5.000.000,00
Operation Type:	INV - Investment	% Disbursed:		Pari-passu:	
Related Operation(s):	BL-P1050, BL-T1046, RG-P1400	Balance:	5.000.000,00	Co-Financing/Country:	184.457,00
Operation Subtype:	ESP - Specific Investment Operation			Original Estimate:	5.184.457,00
				Amortization Period (months):	

Project Environmental and Social Impact Category	Reformulation	Validation
Project Environmental and Social Impact Category: B	( ) Was the objective(s) of this project reformulated?	Validated by Division Chief: Mar 30, 2011 Validated by Country Representative: Apr 20, 2011



**Accumulated Progress as of 2010**



## Outcomes

**Outcome:** Involvement of youth in criminal activities and in violent behavior in the intervened schools reduced.

Indicator	Unit of Measure	Baseline	Baseline Year		End of project
Standardized Mean Difference between treatment and comparison groups of Yout asset factors as measured by a Youth Asset Survey Index	Index points		2011	P A	18,00
Standardized mean difference between treatment and comparison groups of Youth risk factors as measured by a self reported violence beahaviors index	Index points		2011	P A	18,00
Standardized mean difference between treatment and comparison groups of Youth risk factors as measured by a self reported violence attitudes index.	index points		2011	P A	18,00

**Outcome:** Recidivism inthe intervened rehabilitation centers reduced.

Indicator	Unit of Measure	Baseline	Baseline Year		End of project
Crime recidivism percentage in the Wagners rehabilitation center	%	32,00	2011	P A	20,00
Ratio of repeat offenders to total residents in the Youth Hostel (as a measure of crime recidivism percentage)	%	16,00	2011	P A	5,00
% of Residents tested with the yearly youth asset factors survey after a traetment of at least 6 months show improvement	%		2011	P A	30,00
Residents tested after treatment show improvements in the self reported violence behavior survey	%		2011	P A	30,00
Residents tested after treatment show improvements in the self reported violence attitudes survey	%		2011	P A	30,00
Crime recidivism percentage in Youth Hostel	%	16,00	2009	P A	5,00

**Outcome:** Government's capacity to formulate and implement evidence-based policies on public safety enhanced.

Indicator	Unit of Measure	Baseline	Baseline Year		End of project
Regular reports on public safety issued by the Office of the Prime Minister use data from the centralized information system and are published and updated on its website	Reports		2011	P A	1,00

## Outputs: 2010 Annual Physical and Financial Progress 2010

Description	Unit of Measure	Physical				Financial			
		Planned	Actual	Accumulated units	EOP units	Planned	Actual	Accumulated costs	EOP costs
<b>Gestion de Proyecto</b>									
<b>School-based Positive Youth Development</b>									
Social development and violence prevention curriculum implemented	Curriculum				1,00				329.160,00
Youth center construction, equipment and furnishing completed.	Center				1,00				747.190,00
Number of mentors trained	Mentors				200,00				12.000,00
Number of tutors trained	Tutors				6,00				12.000,00
Number of mentors working	Mentors				200,00				484.000,00
Number of tutors working	tutors				6,00				475.500,00
<b>Support for Juvenile Social Rehabilitation</b>									
Recipients of scholarships, internships and inputs for self employment projects	Recipients				95,00				189.000,00
Care model implemented	Model				2,00				329.280,00
Yearly number of joint education courses	Courses				480,00				183.000,00
counselors available to provide assistance to young persons in social rehabilitation at least once per year.	Counselors				5,00				222.000,00
Youth hostel infrastructure projects completed	Projects				4,00				748.300,00
Carpentry and electrical courses	Courses				75,00				41.075,00
residents participating in the after care support program	Residents				450,00				245.900,00
<b>Interagency Public Safety Management Information System (IPSMIS)</b>									
Hardware and software equipment installed	Equipment				1,00				314.300,00
IT Technicians trained	Technicians				7,00				20.000,00
Policy analysts trained	analysts				7,00				35.000,00
Indicators on major violent crime posted and updated regularly on IPSMIS intranet	Indicators				2,00				70.200,00
Indicators on major crime posted and updated regularly on IPSMIS website	Indicators				2,00				70.200,00
<b>TOTAL</b>									<b>4.528.105,00</b>