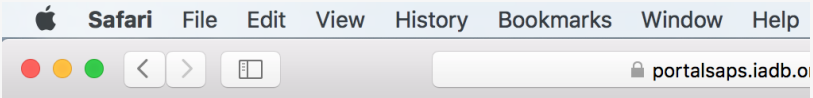
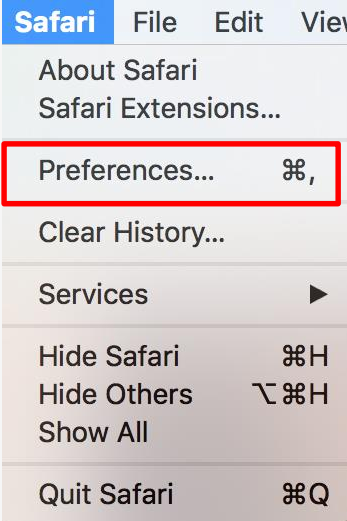


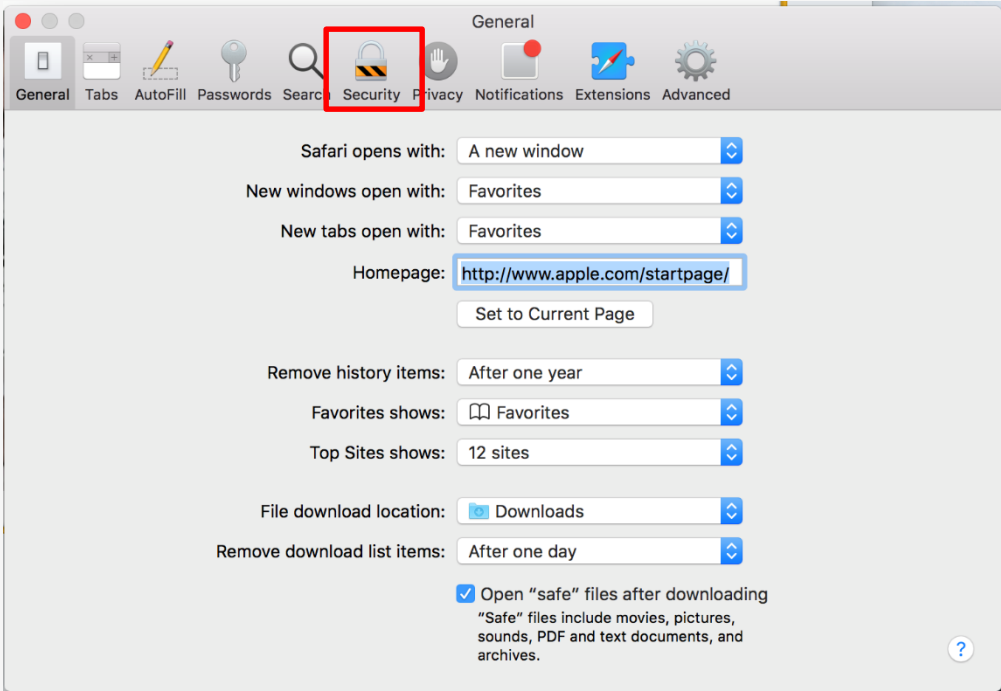
HOW TO ACTIVATE YOUR POP-UPS WINDOWS

BID RETIREE SELF-SERVICES

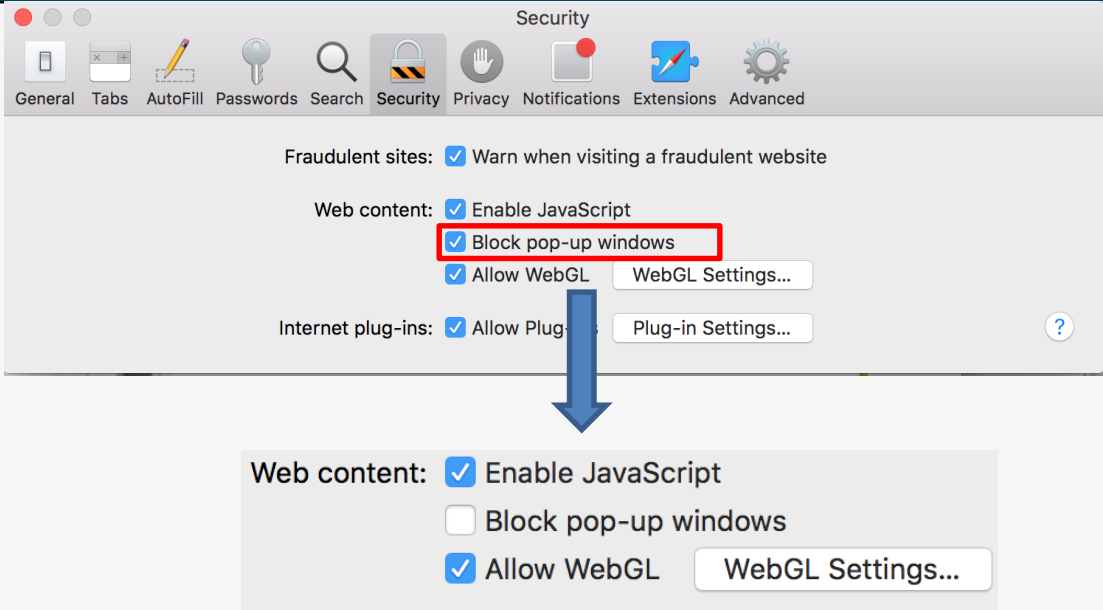

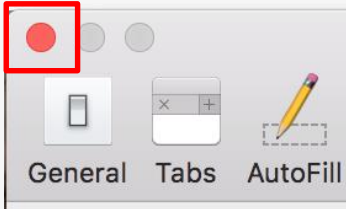
Guide – How to activate pop-up windows

Instruction	View
1) Open up a new Safari window and go to the menu on top of your screen.	
2.1) Click on “Safari” to drop down the menu. 2.2) Click on “ Preferences ”	

Guide – How to activate pop-up windows

Instruction	View
<p>3) A new window will open. Click on Security.</p>	 <p>The screenshot shows the Safari preferences window with the 'Security' tab selected. The 'Security' tab is highlighted with a red box. The 'Safari opens with:' dropdown is set to 'A new window'. The 'New windows open with:' dropdown is set to 'Favorites'. The 'New tabs open with:' dropdown is set to 'Favorites'. The 'Homepage:' field is set to 'http://www.apple.com/startpage/'. The 'Remove history items:' dropdown is set to 'After one year'. The 'Favorites shows:' dropdown is set to 'Favorites'. The 'Top Sites shows:' dropdown is set to '12 sites'. The 'File download location:' dropdown is set to 'Downloads'. The 'Remove download list items:' dropdown is set to 'After one day'. The checkbox 'Open "safe" files after downloading' is checked. The text below the checkbox reads: "Safe" files include movies, pictures, sounds, PDF and text documents, and archives.</p>

Guide – How to activate pop-up windows

Instruction	View
<p>4) In the Security menu, under Web content, verify if the “Block pop-up windows” option is checked. If so, please uncheck it to enable pop-up Windows.</p>	 <p>The screenshot shows the Safari Security settings window. The 'Web content' section has three checked options: 'Enable JavaScript', 'Block pop-up windows' (highlighted with a red box), and 'Allow WebGL'. A blue arrow points down to the next screenshot.</p>
<p>5) Click on  to close it.</p>	 <p>The screenshot shows the Safari window title bar. The close button (red circle) is highlighted with a red box.</p>

Need help to navigate your Retiree Self-Services?

More user guides and video tutorials at:

www.iadb.org/RetireeSelfServices

Recommended browsers:

Internet Explorer for PC/Windows

Safari for Mac/Apple

