


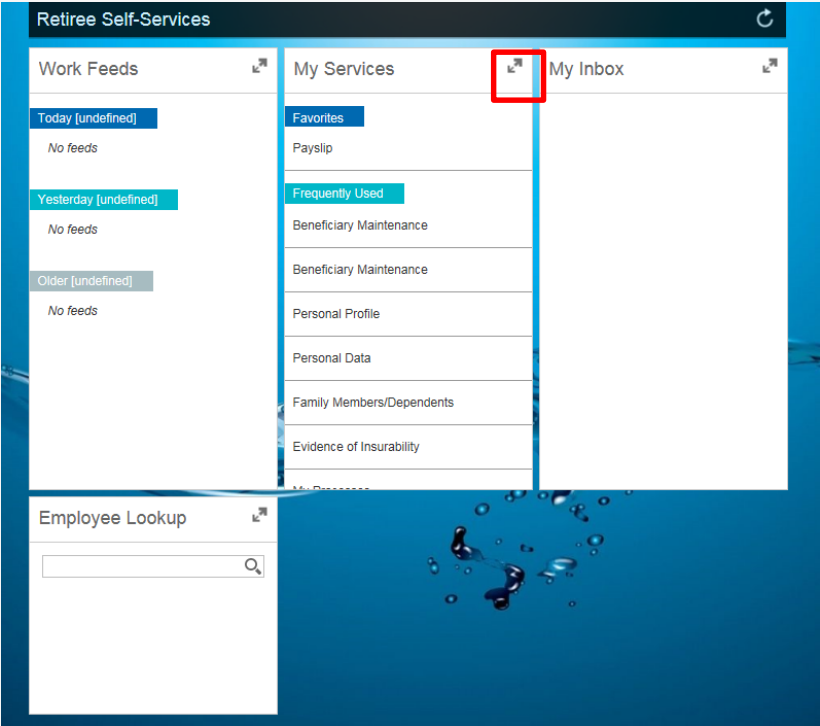

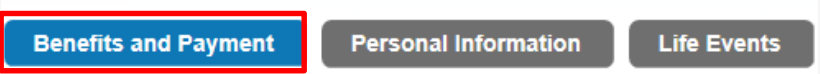
HOW TO ACCESS RECOMMENDED LINKS

IDB RETIREE SELF-SERVICES

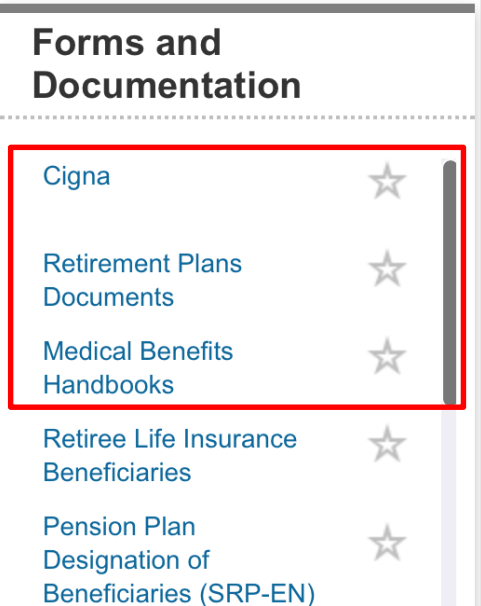

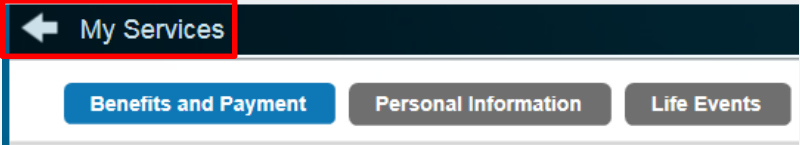
Objective

- ✓ How to access recommended links through the Retiree Self-Services.

RECOMMENDED LINKS

Instruction	View
1) Go to “My Services” and click 	
2) Click 	

RECOMMENDED LINKS

Instruction	View
<p>3) Go to “Forms and Documentation” and click on any of the following links you wish to access:</p> <ul style="list-style-type: none"> ✓ Cigna ✓ Retirement Plans Documents ✓ Medical Benefits Handbooks <p><i>(You can also click on the star ★ to add any of the links to your Favorites, which can be found on the first page of your Retiree Self-Service right below “My Services”).</i></p>	 <p>Forms and Documentation</p> <ul style="list-style-type: none"> Cigna ★ Retirement Plans Documents ★ Medical Benefits Handbooks ★ Retiree Life Insurance Beneficiaries ★ Pension Plan Designation of Beneficiaries (SRP-EN) ★
<p>4) To return to the Retirees Self-Services, please click  My Services .</p>	 <p>← My Services</p> <p>Benefits and Payment Personal Information Life Events</p>

Need help on how to access or navigate
your Retiree Self-Services?

More user guides and video tutorials at:

www.iadb.org/RetireeSelfServices

Recommended browsers:

Internet Explorer for PC/Windows

Safari for Mac/Apple

