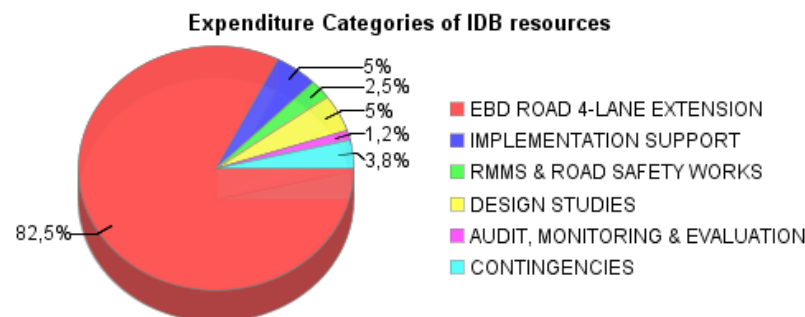
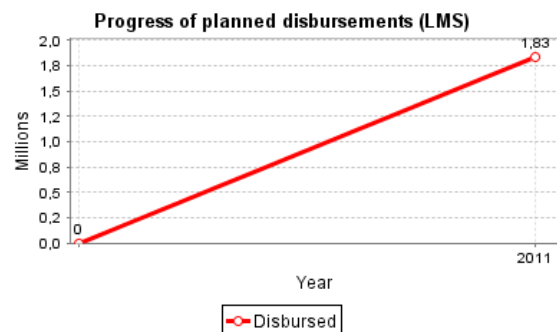
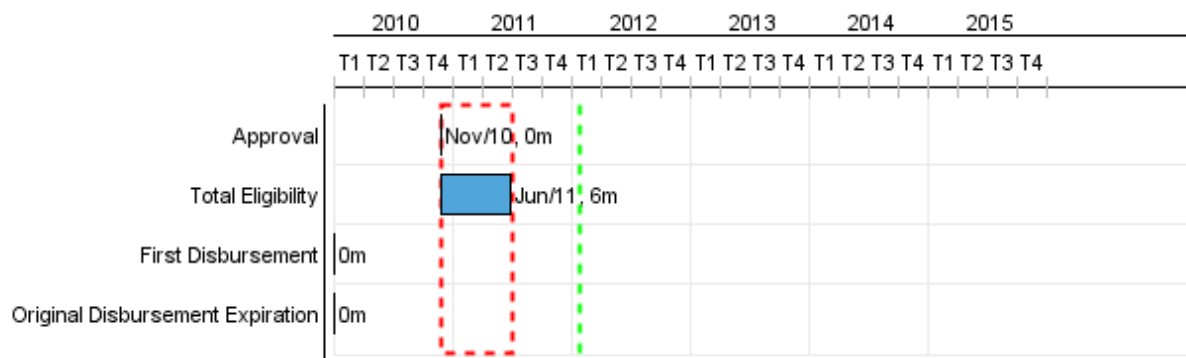


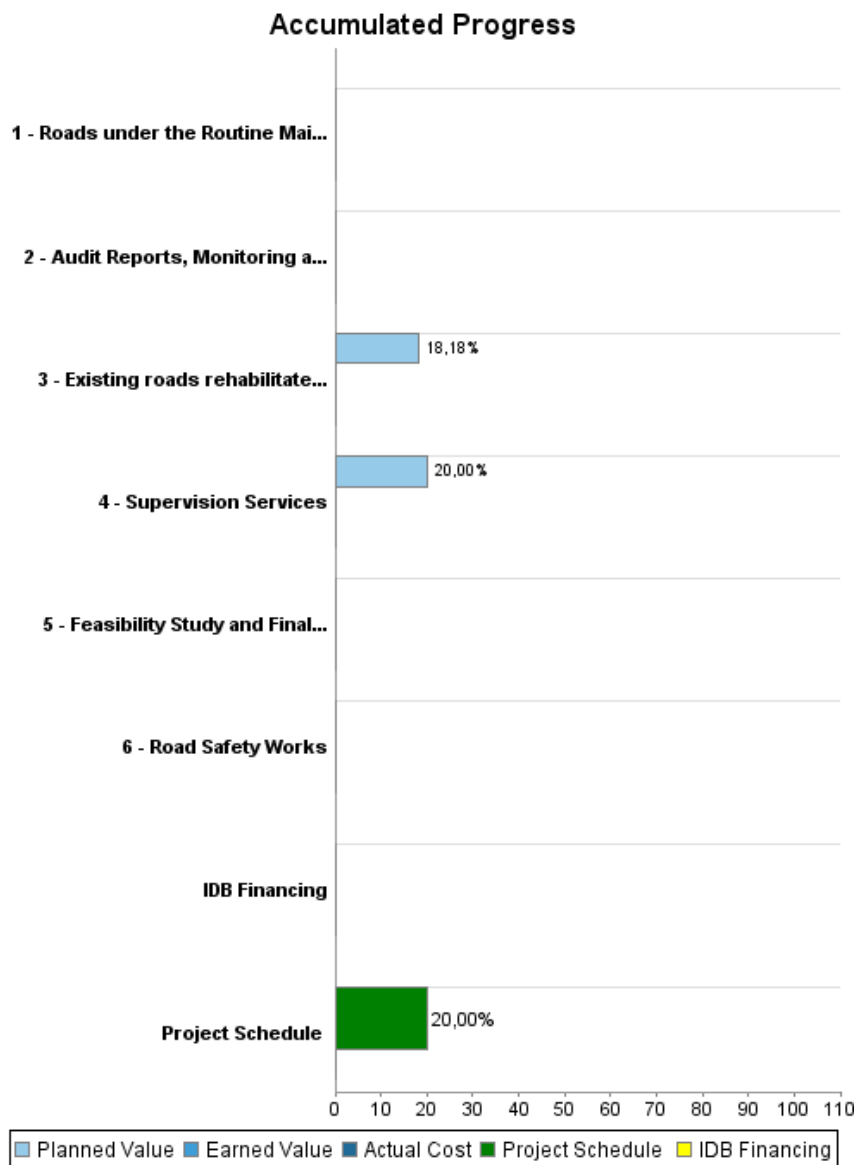
Summary Report

Basic Data		Available Funds (US\$)		Total Cost and Source	
Executing Agency (EA):	MINISTRY OF PUBLIC WORKS & COMMUNICATION				
Sector:	TRANSPORTATION-ROAD PROGRAMS				
Loan Number(s):	2454/BL-GY	Current Approved Amount:	20.000.000,00	Original IDB:	20.000.000,00
Stage:	Approved	Disbursed Amount to Date:		Current IDB:	20.000.000,00
Operation Type:	INV - Investment	% Disbursed:		Pari-passu:	91,00
Related Operation(s):	RG-P1400	Balance:	20.000.000,00	Co-Financing/Country:	2.000.000,00
Operation Subtype:	ESP - Specific Investment Operation			Original Estimate:	22.000.000,00
				Amortization Period (months):	288

Project Environmental and Social Impact Category	Reformulation	Validation
Project Environmental and Social Impact Category: B	() Was the objective(s) of this project reformulated?	Validated by Division Chief: Nov 18, 2011 Validated by Country Representative: Nov 18, 2011



Accumulated Progress as of 2011



Outcomes

Outcome: Vehicle travel time reduced

Indicator	Unit of Measure	Baseline	Baseline Year		2011	2012	2013	2014	2015	End of project
Average journey/trip time	Minutes	10,50	2010	P A	10,50	10,50	9,90	9,40	8,90	8,90

Outcome: Vehicle operation cost reduced.

Indicator	Unit of Measure	Baseline	Baseline Year		2011	2012	2013	2014	2015	End of project
Vehicle operation cost.	%	100,00	2010	P A			95,00		85,00	85,00

Outcome: The length of road network in good / fair conditions has increased.

Indicator	Unit of Measure	Baseline	Baseline Year		2011	2012	2013	2014	2015	End of project
Length of road in improved conditions	km		2010	P A	1,00	1,00	1,00	1,00	1,00	5,00

Outcome: The rate of fatal road crashes / incidents and fatalities along the corridor has reduced.

Indicator	Unit of Measure	Baseline	Baseline Year		2011	2012	2013	2014	2015	End of project
Fatal road crashes/ incidents and fatalities.	%	100,00	2010	P A	100,00	100,00	98,00	95,00	90,00	90,00

Outcome: Passenger travel time (public transport) reduced.

Indicator	Unit of Measure	Baseline	Baseline Year		2011	2012	2013	2014	2015	End of project
Passenger travel time on public transport.	%	100,00	2010	P A	100,00	100,00	98,00	95,00	90,00	90,00

Outputs: Annual Physical and Financial Progress 2011

Description	Unit of Measure	Physical				Financial			
		Planned	Actual	Accumulated units	EOP units	Planned	Actual	Accumulated costs	EOP costs
Extension of East Bank Demerara Four Lane Road Section									
Existing roads rehabilitated including structures and road safety works.	Kilometers				5,00	3.000.000,00			16.500.000,00
Implementation Support									
Supervision Services	km				5,00	200.000,00			1.000.000,00
Routine Maintenance Management System and related Road Safety Works									
Roads under the Routine Maintenance Management System.	Kilometers				1.062,00				1.000.000,00
Road Safety Works	km				10,00				500.000,00
Design Studies									
Feasibility Study and Final Designs	Reports				2,00				1.000.000,00
Audit, Monitoring and Evaluation									
Audit Reports, Monitoring and Evaluation Reports	Reports				8,00				250.000,00
Contingency									
TOTAL						3.200.000,00			20.250.000,00